



MULTIBLOC

Modular geared motor can be supplied in kit form for maximum adaptability with minimum stock...



3625 en - 2010.01 / d



Solutions designed and approved for all environments



► Standard environment

► food processing

► ATEX



MOTEURS LEROY-SOMER 16015 ANGOULÊME CEDEX - FRANCE

338 567 258 RCS ANGOULÊME
S.A. au capital de 62 779 000 €

MULTIBLOC
Worm geared motor



MULTIBLOC

Hollow shaft geared motor, multiposition, maintenance-free, for industrial applications

Available in 6 sizes up to 9 kW
13 reduction ratios, 1/5 to 1/100
(up to 2400 in combined gearbox)

Factory tested
Supplied ready
to use

Deep groove or double row angular contact ball bearings (according to size)

Multiposition mounting on five faces as standard; foot, flange or torque arm as an option

Cast iron housing, very compact and rigid, integrated end shields (added-on end shields on Mb26)

Tempered steel worm, ground sealing surfaces and threads

Large bearing design (external Φ greater than that of the wheel) resulting in High permissible radial loads (Mb 26 excluded due to bolt on endshield)

Die-cast phosphor bronze wheel inserted on steel hub (GS cast iron on Mb26)

Drive by flanged motor to IEC standard B14 (IM 3601) or B5 (IM 3001) available with all Leroy-Somer drive systems

Dustproof lipseal on ground surface

Sealing tested in the factory
Long-lasting lubrication with synthetic oil

Through as standard



Selection

Multibloc (Mb) gearbox: form NU, foot mounted NS, or flange mounted BS, BN, BD
Induction motors: LS 4-pole, IP 55, 50 Hz, class F
- Multivoltage: 220/380 V - 230/400 V - 240/415 V from 0.25 to 9 kW
- Other voltages: 380 V D - 400 V D - 415 V D from 4 to 9 kW
Brake motors: LS induction type FCR, 4-pole, 50 Hz, IP55, class F
FCR: Multivoltage: from 0.25 to 9 kW

Universal mounting MU

Input shaft mounting AP

Class I
($K_p=1$)

Mb 3101, Mb 2000

		LS IEC IM B14 or IM B5 (kW)													
		0,25	0,37	0,55	0,75	0,9	1,1	1,5	1,8	2,2	3	4	5,5	7,5	9
		LS 4 p													
		90													
		LS 8p													
		100													
		112													
		132													
min ⁻¹	i	80	90	100	100	112	132								
7	100	2301	2401												
8,8	80	2201	2301	2401	2501										
11,7	60														
14,3	100		2301	2401⁴											
17,9	80														
23,8	60		2201												
28,6	50														
35,8	40														
47,7	30					2301	2401	2501	2601						
56,1	25,5														
71,5	20	3101¹													
95,3	15														
124,3	11,5														
138,8	10,3														
195,9	7,33														
275	5,2														
		IEC B14 or B5 LS brake motors LS 4 p													
		FCR													
		71 80 90 100 112 132													
		LS 8p													
		FCR													
		80 90 100 100 112 132													

In bold italics, types of 8-pole motors and associated gearboxes.
1. 3101 < LS 71, 80: B14 FT 85, ba 14 x 30 are compulsory. 2. 2201 < LS 90: B5 FF 130, ba 19 x 40 are compulsory. 3. 2301 < LS 100: B5 FF 165, ba 24 x 50 are compulsory.
4. 2401 > LS 80: B14 FT 100, ba 19 x 40 are compulsory. 5. 2501 < 2601 < LS 132: B5 FF 165, ba 28 x 60 are compulsory.

Exact reductions

Type	100	80	60	50	40	30	25,5	20	15	11,5	10,3	7,3	5,2
Mb 2601	100	80	60	50	40	30	25,5	20,5	15,5		10,3	7,5	
Mb 2501	100	80	60	50	40	30	25,5	20,5	15,5		10,3	7,25	
Mb 2401	100	80	60	50	40	30	25,5	19,5	14,5		10,3	7,25	
Mb 2301	100	80	60	50	40	30	25,5	20	15	11,5	10,3	7,5	5,2
Mb 2201	100	80	60	50	40	30	25,5	20	15	11,5	10,3	7,33	
Mb 3101	100	80	60	50	40	30	25	20	15	12,5	10	7,5	

Possible configurations

- Gearbox for IEC B5 (IM 3001) or B14 (IM 3601) flange mounted motor, or motor with AP input shaft
 - Geared motor with or without brake with 1 or 2 fixed speeds, configuration for motors of suitable series, combined gearbox for low speed
 - Variable speed geared motor
- Options**
- Torque arm
 - High speed shaft on gearbox



Servo gearbox for application requiring highly compact design and high dynamics



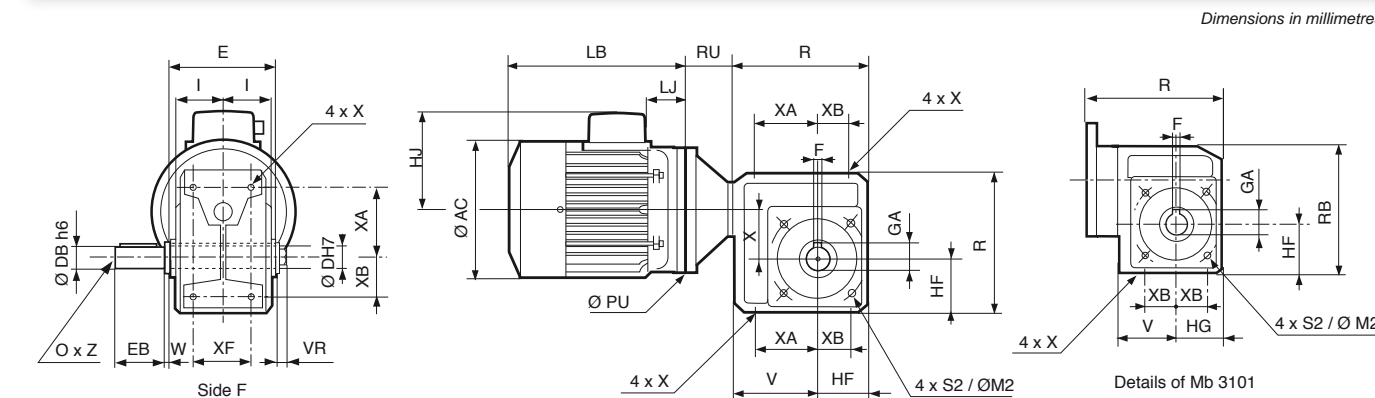
Drive system with VARMECA integrated variable speed drive



Drive system with LSMV variable speed motor and centralised control with variable speed drive

Dimensions

Multibloc geared motors (Mb), MU universal mounting with IM 3601 (IMB14) or IM 3001 (IMB5) motor
NU (N) standard form, H (C) hollow shaft, HL (G), HR (D) or HLR (X) solid shaft, Mb 3101, Mb 2201 to Mb 2601



Gearboxes NU																	Weight
Type	D	E	F	GA	HF	I	M2	R	S2	V	x	X	XA	XB	XF	kg	
Mb 2601	50	188	14	53,8	100	93,5	- ¹	260	- ¹	160	100	M14 x 20	125	65	100	37	
Mb 2501	45	168	14	48,8	90	78	180	225	M12 x 20	135	80	M12 x 20	110	65	90	31	
Mb 2401	35	138	10	38,3	75	64	130	190	M10 x 15	115	63	M10 x 15	101	61	86	17,5	
Mb 2301	30	118	8	33,3	63	54	115	160	M8 x 12	97	55	M8 x 12	77	43	70	10,5	
Mb 2201	25	108	8	28,3	56	49	105	140	M8 x 12	84	45	M8 x 12	67	38	60	8	
Mb 3101²	20	90	6	22,8	50	41	85	120	M8 x 12	54,5	40	M8 x 12	- ²	31,5	63	5	

1. Option for Mb 26 BT: M2 = 165, S2 = 6 x M10 x 15. 2. See details of Mb 3101: HG = 45 and RB = 127 (drilled on front face F (S3) on request), XA does not exist

Solid output shaft: HR (D), HL (G)										Hollow output shaft: H (C)				
Type	VR	W	DBh6	EB	EC	F	GA	O	Z	W	DH7	E	F	GA
Mb 2601	16	5	50	100	105	14	53,5	M16	36	5	50	188	14	53,8
Mb 2501	16	5	45	90	95	14	48,5	M16	36	5	45	168	14	48,8
Mb 2401	12	5	35	70	75	10	38	M12	28	5	35	138	10	38,3
Mb 2301	10	5	30	60	65	8	33	M10	22	5	30	118	8	33,3
Mb 2201	10	5	25	50	55	8	28	M10	22	5	25	108	8	28,3
Mb 3101	6,5	5	20	40	45	6	22,5	M6	16	5	20	90	6	22,8

Induction motors, IEC B14 (IM 3601) brake and gearboxes																						
LS 3-phase B14					LS and FCR brake ¹ B14					Gearboxes												
Frame size	Weight				AC	Weight				3101		2201		2301		2401		2501		2601		
	AC	HJ	LB	LJ		AC	HJ	LB	LJ	RU ⁴	PU	RU	PU	RU	PU	RU	PU	RU	PU	RU	PU	
71	140	130	183	21	9	140	135	245	13	12	-	105 ³	31	105	35	105	50	120 ²	50	120 ²	-	-
80	170	130	215	26	11,5	172	146	265	11	19	-	105 ³	33	120	36	120	50	120	50	120	-	-
90	190	138	245	26	17	184	156	304	13	25	-	-	33	120 ³	38	140	50	140	50	140	-	-
100	200	152	290	26	23,4	200	161	351	21	31	-	-	-	-	35	140 ³	50	160	50	160	-	-
112	235	152	315	26	26,6	235	169	396	23	42,7	-	-	-	-	35	140 ³	50	160	50	160	-	-
132	280	201	387	25	61,6	280	188	492	25	76,7	-	-	-	-	-	-	50	160 ³	50	160 ³	51	250

1. FCR J01 to J03. 2. Caution: motor with larger IEC flange and shaft extension. 3. Caution: motor with smaller IEC flange and shaft extension. 4. For Mb 3101, input flange integrated with the housing, i.e. V + RU = 75

Induction motors, IEC B5 (IM 3301) brake and gearboxes																				
LS 3-phase B5					LS and FCR brake ¹ B5					Gearboxes										
Frame size	Weight				AC	Weight				2201		2301		2401		2501		2601		
	AC	HJ	LB	LJ		AC	HJ	LB	LJ	RU	PU	RU	PU	RU	PU	RU	PU	RU	PU	
71	140	130	183	21	9	140	135	271	38	12,5	24	160	24	160	50	200 ²	50	200 ²	-	-
80	170	130	215	26	12,4	172	146	292	38	19,7	31	200	31	200	50	200	50	200	59	200 ²
90	190	138	245	26	18,2	184	156	324	33	25	31	200 ³	31	200	50	200	50	200	59	200
100	200	152	290	26	25,5	200	161	388	50	32,9	-	-	31	200 ³	50	250	50	250	51	250
112	235	152	315	26	28	235	169	425	49	43	-	-	31	200 ³	50	250	50	250	51	250
132	280	201	387	25	63	280	188	532	65	77,5	-	-	-	-	50	250 ³	50	250 ³	-	-

1. FCR J01 to J03. 2. Caution: motor with larger IEC flange and shaft extension. 3. Caution: motor with smaller IEC flange and shaft extension

