

Nidec

All for dreams

*Recommandations
spécifiques de mise en
service et d'entretien*

*Specific recommendations
for commissioning and
maintenance*



Réducteurs seuls

Motoréducteurs

Gearbox only

Geared motor

*Réducteurs
pour atmosphères
explosibles gazeuses*

*Gearboxes for potentially
explosive gas atmospheres*

3804 lg - 2017.08 / k

LEROY-SOMER™

fr

en

de

es

it

ru



Ce document est un complément des notices d'installation et de maintenance réf. : 3520 et 5060 pour Compabloc 3000, 3996 et 4952 pour Orthobloc 3000, 4031 et 5006 pour Manubloc 3000 et de la notice générale de stockage et mise en service 2557.

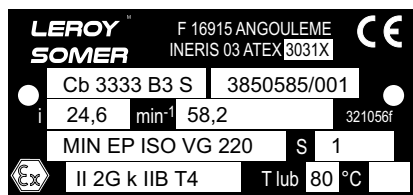
Nos motoréducteurs présentent un degré de protection minimale IP 55/IK 08 et nous garantissons leur température de surface. Ils sont prévus pour une utilisation dans des atmosphères explosives gazeuses de groupe II - catégorie 2 (zone 1) ou catégorie 3 (zone 2). Le facteur de service du réducteur est lié à l'application, définie à la commande.

Avant mise en service :

S'assurer de la compatibilité entre les indications figurant sur la plaque, l'atmosphère explosive présente, la zone d'utilisation et les températures ambiante et de surface.

Suivre les instructions de la fiche de lubrification ATEX correspondant au produit et à sa position de fonctionnement.

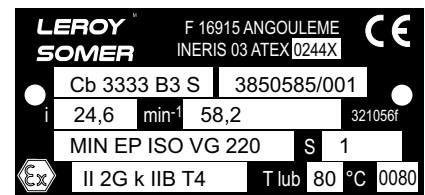
Procéder au dépoussiérage de l'ensemble de la machine.



INERIS n° 03 ATEX 3031X : Réducteur seul

Marquage réducteur

- Cb** : Réducteur Compabloc
- 3333** : Type réducteur
- B3** : Position de fonctionnement
- S** : Forme de fixation, à pattes
- N°** : Numéro de série / N°
- / 001** : Numéro ordre dans série
- i** : Réduction exacte
- min⁻¹** : Nbre de tours par minute
- S1** : Service
- MIN EP** : Huile minérale extrême pression
- ISO VG 220** : Selon ISO, grade de viscosité à 40°C en cSt



INERIS n° 03 ATEX 0244X : Motoréducteur

Repère légal de la conformité du matériel aux exigences des Directives Européennes

Classe de température	T1	T2	T3	T4	T5	T6
Température de surface maxi G	450°C	300°C	200°C	135°C	100°C	85°C

Classe de température	T1 à T4	T5	T6
Température de surface maxi GD	125°C	100°C	85°C

Marquage spécifique ATEX

0080 : Numéro d'identification de l'INERIS (Organisme Notifié)

: Marquage spécifique

II 2G / II 2GD : Groupe II, catégorie 2, Gaz / Groupe II, catégorie 2, Gaz-Poussières

II 3G / II 3GD : Groupe II, catégorie 3, Gaz / Groupe II, catégorie 3, Gaz-Poussières

k : Mode de protection du point d'engrènement par immersion (31 à 39 - c pour Cb 30 : mode de protection par conception)

IIB / IIC : Groupes d'explosion (IIB : Éthylène / IIC : Hydrogène, Acétylène)

T4 : Température maximale de surface : suivant le tableau ci-dessus des classes de température

T lub : Température du lubrifiant relevée lors d'essais usine (température ambiante 20 °C)

N° attestation : N° de l'attestation CE de type délivrée par l'INERIS

Éventuellement : marquage supplémentaire prévu dans l'attestation CE

CONDITIONS SPÉCIALES D'UTILISATION ET SÉCURITÉ

- Lubrification : voir notice de mise en service.
- Vérification du niveau d'huile suivant instruction de la fiche de lubrification ATEX.
Si fuite, remplacement des joints par personnel qualifié. Nettoyage périodique.
- Motoréducteurs : régler la protection magnétothermique du moteur à l'intensité nominale plaquée.
- Réducteurs seuls AP : raccorder le réducteur à la terre.

- Si entraînement par poulies/courroies :
 - Les courroies doivent être antistatiques et difficilement propagatrice de la flamme.
 - Respecter les règles de l'art et les préconisations du constructeur pour la tension des courroies.
- Si entraînement par pignon/chaîne :
 - Respecter les règles de l'art et les préconisations du constructeur ainsi qu'une lubrification adéquate.

Cette notice doit être transmise à l'utilisateur final. Dans le cas où cette notice ne serait pas traduite dans la langue du pays d'utilisation du moteur, il est de la responsabilité du distributeur de la traduire et de la diffuser à l'utilisateur final.

RÉDUCTEURS POUR ATMOSPHÈRES EXPLOSIBLES GAZEUSES



Zone 2 - Réducteur seul

PS4 : GERER LES EQUIPEMENTS DE CONTRÔLE, DE MESURES & D'ESSAIS		Classification/FILE: S4T024	
Déclaration UE de conformité et d'incorporation des réducteurs Gaz zone 2 et 22		Révision: B	Page: 1 / 2
RABION		Date: 9/05/2016	
Doc type: S4T024 Rev B du from: 26/11/2014		MEI M&D R E I	Annule et remplace/Cancel and replace Révision A du from: 20/05/16

DÉCLARATION UE DE CONFORMITÉ ET D'INCORPORATION

Nous, **MOTEURS LEROY-SOMER**, boulevard Marcellin Leroy 16915 ANGOULEME cedex 9, France

déclarons, sous notre seule responsabilité, que les produits :

Réducteurs des séries Cb - Ot - Mub destinés à être utilisés en présence d'atmosphères gazeuses

portant sur leur plaque signalétique **Réducteur** les marquages suivants :

CE	Ⓜ	II 3G e IIC T4 (ou T1 ou T2 ou T3 ou T5 ou T6)	(pour zone 2)
Ou CE	Ⓜ	II 3G k IIC T4 (ou T1 ou T2 ou T3 ou T5 ou T6)	(pour zone 2)
Ou CE	Ⓜ	II 3GD e IIC T125°C (ou T100°C ou T85°C)	(pour zone 2 et 22)
Ou CE	Ⓜ	II 3GD k IIC T125°C (ou T100°C ou T85°C)	(pour zone 2 et 22)

sont conformes :

- Aux normes européennes : EN 1127-1 : 2011
EN 13463-1 : 2009
EN 13463-5 : 2011
EN 13463-8 : 2003
- A la Directive européenne ATEX : 2014/34/UE
- Au type ayant fait l'objet de l'attestation d'examen de type délivrée par l'organisme notifié : INERIS 03ATEX3031 X
INERIS (0080) - BP 2 - Parc technologique ALATA 60550 - VERNEUIL EN HALATTE

Cette conformité permet l'utilisation de ces gammes de produits dans une machine soumise à l'application de la Directive Machines 2006/42/CE, sous réserve que leur intégration ou leur assemblage soit effectué(e) conformément entre autres aux règles de la norme EN 60204-1 « Equipement Electrique des Machines » et à la Directive Compatibilité Electromagnétique 2004/108/CE.

Les produits définis ci-dessus ne pourront être mis en service avant que la machine dans laquelle ils sont incorporés n'ait été déclaré conforme aux Directives qui lui sont applicables.

L'installation de ces matériels doit respecter les règlements, les décrets, les arrêtés, les lois, les directives, les circulaires d'applications, les normes, les règles de l'art et tout autre document concernant leur lieu d'installation. Le non-respect de ceux-ci ne saurait engager la responsabilité de **MOTEURS LEROY-SOMER**.

Angoulême, le 9 mai 2016

Visa de la direction technique : Visa de la direction Qualité :

S4T024 ind B

LEROY-SOMER Consulter le système de gestion documentaire afin de vérifier la dernière version de ce document
For the latest version of this document, please access the document management system

Zone 2 - Motoréducteur

PS4 : GERER LES EQUIPEMENTS DE CONTRÔLE, DE MESURES & D'ESSAIS		Classification/FILE: S4T028	
Déclaration UE de conformité et d'incorporation des motoréducteurs Gaz zone 2 et 22		Révision: B	Page: 1 / 2
RABION		Date: 9/05/2016	
Doc type: S4T028 Rev B du from: 26/11/2014		MEI M&D R E I	Annule et remplace/Cancel and replace Révision A du from: 20/05/16

DÉCLARATION UE DE CONFORMITÉ ET D'INCORPORATION

Nous, **MOTEURS LEROY-SOMER**, boulevard Marcellin Leroy 16915 ANGOULEME cedex 9, France

déclarons, sous notre seule responsabilité, que les produits :

Motoréducteurs des séries Cb, Ot, Mub avec moteurs électriques avec ou sans variateur de vitesse destinés à être utilisés en présence d'atmosphères gazeuses

portant sur leur plaque signalétique **Réducteur** les marquages suivants :

CE	Ⓜ	II 3G e (ou e) IIC T4 (ou T1 ou T2 ou T3 ou T5 ou T6)	(pour zone 2)
ou CE	Ⓜ	II 3GD k (ou e) IIC T125°C (ou T100°C ou T85°C)	(pour zone 2 et 22)

portant sur leur plaque signalétique **Motor** les marquages suivants :

CE	Ⓜ	II 3G Ex na IIC T3 (ou T4) Gc	(pour zone 2)
ou CE	Ⓜ	II 3GD Ex na IIC T3 (ou T4) Gc Ex tb IIC T125°C Dc	(pour zone 2 et 22)

sont conformes :

- Aux normes européennes et internationales : IEC 60079-0:2011 ; EN 60079-0:2012
IEC 60079-15:2010 ; EN 60079-15:2010 (mot Ex na)
IEC 60079-31:2013 ; EN 60079-31:2014 (moteur Ex tb ou tc)
IEC-EN 60034 ; IEC-EN 60072 ; IEC-EN 60529
EN 1127-1 : 2011
EN 13463-1:2009; EN 13463-5:2011; EN 13463-8:2003
- A la Directive Basse Tension : 2014/35/UE
- A la Directive européenne ATEX : 2014/34/UE
- Au type ayant fait l'objet de l'attestation d'examen de type délivrée par l'organisme notifié : INERIS (0080) - BP 2 - Parc technologique ALATA 60550 - VERNEUIL EN HALATTE
INERIS 03ATEX0244 X

Cette conformité permet l'utilisation de ces gammes de produits dans une machine soumise à l'application de la Directive Machines 2006/42/CE, sous réserve que leur intégration ou leur assemblage soit effectué(e) conformément entre autres aux règles de la norme EN 60204-1 « Equipement Electrique des Machines » et à la Directive Compatibilité Electromagnétique 2004/108/CE.

Les produits définis ci-dessus ne pourront être mis en service avant que la machine dans laquelle ils sont incorporés n'ait été déclaré conforme aux Directives qui lui sont applicables.

L'installation de ces matériels doit respecter les règlements, les décrets, les arrêtés, les lois, les directives, les circulaires d'applications, les normes, les règles de l'art et tout autre document concernant leur lieu d'installation. Le non-respect de ceux-ci ne saurait engager la responsabilité de **MOTEURS LEROY-SOMER**.

Nota : Lorsque les moteurs sont alimentés par des convertisseurs électroniques séparés, adaptés et/ou asservis à des dispositifs électroniques de commande ou de contrôle, ils doivent être installés par un professionnel qui se rendra responsable du respect des règles de la compatibilité électromagnétique du pays où le produit est installé.

Angoulême, le 9 mai 2016

Visa de la direction technique : Visa de la direction Qualité :

S4T028 ind B

LEROY-SOMER Consulter le système de gestion documentaire afin de vérifier la dernière version de ce document
For the latest version of this document, please access the document management system

Zone 1 et zone 2 - Réducteur seul

PS4 : GERER LES EQUIPEMENTS DE CONTRÔLE, DE MESURES & D'ESSAIS		Classification/FILE: S4T023	
Déclaration UE de conformité et d'incorporation des réducteurs Gaz zone 1 et 21		Révision: B	Page: 1 / 2
RABION		Date: 9/05/2016	
Doc type: S4T023 Rev B du from: 26/11/2014		MEI M&D R E I	Annule et remplace/Cancel and replace Révision A du from: 20/04/16

DÉCLARATION UE DE CONFORMITÉ ET D'INCORPORATION

Nous, **MOTEURS LEROY-SOMER**, boulevard Marcellin Leroy 16915 ANGOULEME cedex 9, France

déclarons, sous notre seule responsabilité, que les produits :

Réducteurs des séries Cb - Ot - Mub destinés à être utilisés en présence d'atmosphères gazeuses

portant sur leur plaque signalétique **Réducteur** les marquages suivants :

CE	Ⓜ	II 2G e IIB (ou IIC) T4 (ou T1 ou T2 ou T3 ou T5 ou T6)	(pour zone 1)
Ou CE	Ⓜ	II 2G k IIB (ou IIC) T4 (ou T1 ou T2 ou T3 ou T5 ou T6)	(pour zone 21)
Ou CE	Ⓜ	II 2GD e IIB (ou IIC) T125°C (ou T100°C ou T85°C)	(pour zone 1 et 21)
Ou CE	Ⓜ	II 2GD k IIB (ou IIC) T125°C (ou T100°C ou T85°C)	(pour zone 1 et 21)

sont conformes :

- Aux normes européennes : EN 1127-1 : 2011
EN 13463-1 : 2009
EN 13463-5 : 2011
EN 13463-8 : 2003
- A la Directive européenne ATEX : 2014/34/UE
- Au type ayant fait l'objet de l'attestation d'examen de type délivrée par l'organisme notifié : INERIS 03ATEX3031 X
INERIS (0080) - BP 2 - Parc technologique ALATA 60550 - VERNEUIL EN HALATTE

Cette conformité permet l'utilisation de ces gammes de produits dans une machine soumise à l'application de la Directive Machines 2006/42/CE, sous réserve que leur intégration ou leur assemblage soit effectué(e) conformément entre autres aux règles de la norme EN 60204-1 « Equipement Electrique des Machines » et à la Directive Compatibilité Electromagnétique 2004/108/CE.

Les produits définis ci-dessus ne pourront être mis en service avant que la machine dans laquelle ils sont incorporés n'ait été déclaré conforme aux Directives qui lui sont applicables.

L'installation de ces matériels doit respecter les règlements, les décrets, les arrêtés, les lois, les directives, les circulaires d'applications, les normes, les règles de l'art et tout autre document concernant leur lieu d'installation. Le non-respect de ceux-ci ne saurait engager la responsabilité de **MOTEURS LEROY-SOMER**.

Angoulême, le 9 mai 2016

Visa de la direction technique : Visa de la direction Qualité :

S4T023 ind B

LEROY-SOMER Consulter le système de gestion documentaire afin de vérifier la dernière version de ce document
For the latest version of this document, please access the document management system

Zone 1 et zone 2 - Motoréducteur

PS4 : GERER LES EQUIPEMENTS DE CONTRÔLE, DE MESURES & D'ESSAIS		Classification/FILE: S4T027	
Déclaration UE de conformité et d'incorporation des motoréducteurs Gaz zone 1 et 21		Révision: B	Page: 1 / 2
RABION		Date: 9/05/2016	
Doc type: S4T027 Rev B du from: 26/11/2014		MEI M&D R E I	Annule et remplace/Cancel and replace Révision A du from: 20/04/16

DÉCLARATION UE DE CONFORMITÉ ET D'INCORPORATION

Nous, **MOTEURS LEROY-SOMER**, boulevard Marcellin Leroy 16915 ANGOULEME cedex 9, France

déclarons, sous notre seule responsabilité, que les produits :

Motoréducteurs des séries Cb, Ot, Mub avec moteurs électriques avec ou sans variateur de vitesse destinés à être utilisés en présence d'atmosphères gazeuses

portant sur leur plaque signalétique **Réducteur** les marquages suivants :

CE 0080	Ⓜ	II 2G k (ou e) IIB (ou IIC) T4 (ou T1 ou T2 ou T3 ou T5 ou T6)	(pour zone 1)
ou CE 0080	Ⓜ	II 2GD k (ou e) IIB (ou IIC) T125°C (ou T100°C ou T85°C)	(pour zone 1 et 21)

portant sur leur plaque signalétique **Motor** les marquages suivants :

CE 0N*	Ⓜ	II 2G Ex d (ou d e) IIB (ou IIC) T4 (ou T3 ou T5 ou T6) Gb	(pour zone 1)
ou CE 0N*	Ⓜ	II 2GD Ex d (ou d e) IIB (ou IIC) T4 (ou T3 ou T5 ou T6) Gb Ex tb IIC T125°C Db (zone 1 & 21)	(pour zone 1 & 21)
ou CE 0N*	Ⓜ	II 2G Ex e IIC T3 (ou T4) Gb	(pour zone 1)
ou CE 0N*	Ⓜ	II 2GD Ex e IIC T3 (ou T4) Gb Ex tb IIC T125°C Db	(zone 1 & 21)

sont conformes :

- Aux normes européennes et internationales : IEC 60079-0:2011 ; EN 60079-0:2012
IEC 60079-1:2014 ; EN 60079-1:2014 (moteurs Ex d)
IEC 60079-7:2015 ; EN 60079-7:2015 (moteurs Ex d e)
IEC 60079-31:2013 ; EN 60079-31:2014 (moteurs Ex tb)
IEC-EN 60034 ; IEC-EN 60072 ; IEC-EN 60529
EN 1127-1 : 2011 ; EN 13463-1:2009 ; EN 13463-5:2011 ; EN 13463-8:2003
- A la Directive Basse Tension : 2014/35/UE
- A la Directive européenne ATEX : 2014/34/UE
- Au type ayant fait l'objet de l'attestation d'examen CE de type délivrée par l'organisme notifié : INERIS 03ATEX0244 X
INERIS (0080) - BP 2 - Parc technologique ALATA 60550 - VERNEUIL EN HALATTE

Les exigences de fabrication sont couvertes par la notification ASSURANCE QUALITE DES PRODUITS
Sous la responsabilité de l'organisme notifié : INERIS

Cette conformité permet l'utilisation de ces gammes de produits dans une machine soumise à l'application de la Directive Machines 2006/42/CE, sous réserve que leur intégration ou leur assemblage soit effectué(e) conformément entre autres aux règles de la norme EN 60204-1 « Equipement Electrique des Machines » et à la Directive Compatibilité Electromagnétique 2004/108/CE.

Les produits définis ci-dessus ne pourront être mis en service avant que la machine dans laquelle ils sont incorporés n'ait été déclaré conforme aux Directives qui lui sont applicables.

L'installation de ces matériels doit respecter les règlements, les décrets, les arrêtés, les lois, les directives, les circulaires d'applications, les normes, les règles de l'art et tout autre document concernant leur lieu d'installation. Le non-respect de ceux-ci ne saurait engager la responsabilité de **MOTEURS LEROY-SOMER**.

Nota : Lorsque les moteurs sont alimentés par des convertisseurs électroniques séparés, adaptés et/ou asservis à des dispositifs électroniques de commande ou de contrôle, ils doivent être installés par un professionnel qui se rendra responsable du respect des règles de la compatibilité électromagnétique du pays où le produit est installé.

Angoulême, le 9 mai 2016

Visa de la direction technique : Visa de la direction Qualité :

S4T027 ind B

LEROY-SOMER Consulter le système de gestion documentaire afin de vérifier la dernière version de ce document
For the latest version of this document, please access the document management system



This document complements installation and maintenance manuals ref.: 3520 and 5060 for Compabloc 3000, 3996 and 4952 for Orthobloc 3000, 4031 and 5066 for Manubloc 3000 and the general storage and commissioning manual 2557.

Our geared motors have a minimum IP 55/IK 08 degree of protection and we can guarantee their surface temperature. They are designed for use in group II explosive gas atmospheres - category 2 (zone 1) or category 3 (zone 2).

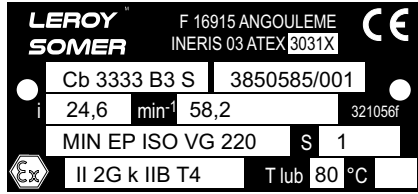
The gearbox duty factor is related to the application, defined when order is placed.

Before commissioning :

Ensure compatibility of the information on the product nameplate with the actual explosive atmosphere, the operating zone and the ambient and surface temperatures.

Follow the instructions detailed in the ATEX lubricating sheet corresponding to the product and its operating position.

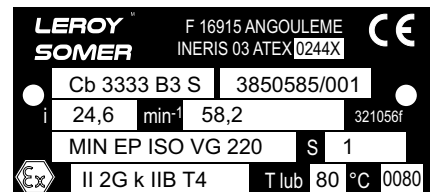
Remove all dust from the machine.



INERIS no. 03 ATEX 3031X: Gearbox only

Gearbox marking

- Cb** : Compabloc gearbox
- 3333** : Gearbox type
- B3** : **Operating position**
- S** : Fixing type, foot mounting
- N°** : Batch number/No.
- / 001** : Serial number
- i** : Exact reduction
- min⁻¹** : Revolutions per minute (rpm)
- S1** : Duty
- MIN EP** : Mineral extreme pressure oil
- ISO VG 220** : According to ISO grade of viscosity at 40°C in cSt



INERIS no. 03 ATEX 0244X: Geared motor



Legal marking indicating that the equipment conforms to the requirements of the European Directives

Temperature class	T1	T2	T3	T4	T5	T6
Max. surface temperature G	450°C	300°C	200°C	135°C	100°C	85°C

Temperature class	T1 to T4	T5	T6
Max. surface temperature GD	125°C	100°C	85°C

ATEX specific marking

- 0080** : INERIS (Notified Body) identification number
- : Special marking
- II 2G / II 2GD** : Group II, category 2, Gas / Group II, category 2, Gas-Dust
- II 3G / II 3GD** : Group II, category 3, Gas / Group II, category 3, Gas-Dust
- k** : Mesh point protection by immersion (31 to 39 - c for Cb 30: protection by design)
- IIB / IIC** : Explosion groups (IIB: Ethylene / IIC: Hydrogen, Acetylene)
- T4** : Maximum surface temperature: according to the above table of temperature classes
- T lub : lubricant** : Temperature recorded during factory tests (at 20°C ambient temperature)
- Certificate no.** : EC type-examination certificate number issued by INERIS
- If relevant** : **additional marking relating to EC certification**

USAGE AND SAFETY SPECIAL CONDITIONS



Lubrication: refer to maintenance manual
Check the oil level as detailed in the ATEX lubrication instruction sheet.
In the event of a leak, the seals should be replaced by qualified personnel. Periodic cleaning is required.



Geared motors: adjust the overload protection of the motor to the rated current indicated on the nameplate.



AP gearboxes only: connect the gearbox to earth.

- For a belt and pulley drive system:
 - The belts must be antistatic and flame-resistant.
 - The tension of the belts should be adjusted according to current practice and manufacturer recommendations.
- For a rack and pinion drive system:
 - Comply with regulations concerning current practice and manufacturer recommendations and ensure adequate lubrication.

These instructions are to be given to the end user. With lack of translation of this notice in motor used country language, it is the responsibility of the distributor to translate and forward it to the end user.

GEARBOXES FOR POTENTIALLY EXPLOSIVE GAS ATMOSPHERES



Zone 2 - Gearbox only

PS4 : INSPECTION, MEASURING & TEST EQUIPMENT MANAGEMENT		Classification/Fil: S4T024
RABION		Révision: B Date: 9/05/2016 Page: 2 / 2
EU Declaration Of Conformity And Incorporation Gearbox Gas zone 2 and 22		Annule et remplace/Cancel and replaces : Révision A dufrom 20/04/16
Doc type : S4T022 Rev B du from 26/11/2014		
MEB M&D R <input type="checkbox"/> I <input type="checkbox"/>		

EU DECLARATION OF CONFORMITY AND INCORPORATION

We, **MOTEURS LEROY SOMER**, boulevard Marcellin Leroy 16915 ANGOULEME cedex 9, France

declare, under our own responsibility, that the following products :

Gearbox series Cb – Ot – Mub
for use in the presence of gas atmospheres

Bearing the following markings on their **Gearbox** nameplate:

CE	II 3G e IIC T4 (or T1 or T2 or T3 or T5 or T6)	(for zone 2)
Or	CE	II 3G k IIC T4 (or T1 or T2 or T3 or T5 or T6)
Or	CE	II 3GD e IIC T125°C (or T100°C or T85°C)
Or	CE	II 3GD k IIC T125°C (or T100°C or T85°C)

comply with:

- European standards : EN 1127-1 : 2011
EN 13463-1 : 2009
EN 13463-5 : 2011
EN 13463-8 : 2003
- European directive ATEX : 2014/34/UE
- Type conformity, as stated in Type Examination Certificate issued by Notified Bodytype INERIS (0080) – BP 2 – Parc technologique ALATA F60550 – VERNEUIL EN HALATTE, FRANCE

This declaration of conformity allows the use of these ranges of products in machines subject to the application of the Machinery Directive 2006/42/EC, provided that they are integrated or incorporated and/or assembled in accordance with, amongst others, the regulations of standard EN 60204-1 "Electrical Equipment for Machinery" and the Electromagnetic Compatibility Directive 2004/108/EC.

The products defined above may not be put into service until the machines in which they are incorporated have been declared as complying with the applicable Directive.

Installation of these motors must comply with the regulations, decrees, laws, orders, directives, application circulars, standards, rules or any other document relating to the installation site. **LEROY-SOMER** accepts no liability in the event of failure to comply with these rules and regulations.

Angoulême, 2016 May 9

Signature of technical director: P.CARRIOT
Signature of quality director: F.COMBET

S4T024 ind B

LEROY-SOMER Consulter le système de gestion documentaire afin de vérifier la dernière version de ce document
For the latest version of this document, please access the document management system

Zone 2 - Geared motor

PS4 : INSPECTION, MEASURING & TEST EQUIPMENT MANAGEMENT		Classification/Fil: S4T028
RABION		Révision: B Date: 9/05/2016 Page: 2 / 2
EU Declaration Of Conformity And Incorporation Geared motor Gas zone 2 and 22		Annule et remplace/Cancel and replaces : Révision A dufrom 20/04/16
Doc type : S4T022 Rev B du from 26/11/2014		
MEB M&D R <input type="checkbox"/> I <input type="checkbox"/>		

EU DECLARATION OF CONFORMITY AND INCORPORATION

We, **MOTEURS LEROY SOMER**, boulevard Marcellin Leroy 16915 ANGOULEME cedex 9, France

declare, under our own responsibility, that the following products :

Geared motor of series Cb – Ot – Mub – Mb – Pb with electrical motor
with or without speed controller for use in the presence of gas atmosphere

Bearing the following markings on their **Gearbox** nameplate:

CE	II 3G k (or e) IIC T4 (or T1 or T2 or T3 or T5 or T6)	(for zone 2)
or CE	II 3GD k (or e) IIC T125°C (or T100°C or T85°C)	(for zone 2 and 22)

Bearing the following markings on their **Motor** nameplate:

CE	II 3G Ex nA IIC T3 (or T4) Gc	(for zone 2)
or CE	II 3GD Ex nA IIC T3 (or T4) Gc	(for zone 2 and 22)

comply with:

- International and European standards : IEC60079-0:2011 ; EN60079-0:2012
IEC60079-15:2010 ; EN60079-15:2010 (mot Ex nA)
IEC60079-31:2013 ; EN60079-31:2014 (moteur Ex tb ou tc)
IEC-EN60034 ; IEC-EN60072 ; IEC-EN60529
EN 1127-1 :2011
EN13463-1:2009; EN13463-5:2011; EN 13463-8:2003
- Low Voltage directive : 2014/35/UE
- European directive ATEX : 2014/34/UE
- Type conformity, as stated in Type Examination Certificate issued by Notified Bodytype INERIS (0080) – BP 2 – Parc technologique ALATA F60550 – VERNEUIL EN HALATTE, FRANCE

This declaration of conformity allows the use of these ranges of products in machines subject to the application of the Machinery Directive 2006/42/EC, provided that they are integrated or incorporated and/or assembled in accordance with, amongst others, the regulations of standard EN 60204-1 "Electrical Equipment for Machinery" and the Electromagnetic Compatibility Directive 2004/108/EC.

The products defined above may not be put into service until the machines in which they are incorporated have been declared as complying with the applicable Directive.

Installation of these motors must comply with the regulations, decrees, laws, orders, directives, application circulars, standards, rules or any other document relating to the installation site. **LEROY-SOMER** accepts no liability in the event of failure to comply with these rules and regulations.

Note: When the motors are supplied via appropriate separate electronic inverters and/or controlled by electronic control or monitoring devices, they must be installed by a professional who will be responsible for ensuring that the electromagnetic compatibility regulations of the country in which the product is installed are observed.

Angoulême, 2016 May 9

Signature of technical director: P.CARRIOT
Signature of quality director: F.COMBET

S4T028 ind B

LEROY-SOMER Consulter le système de gestion documentaire afin de vérifier la dernière version de ce document
For the latest version of this document, please access the document management system

Zone 1 and zone 2 - Gearbox only

PS4 : INSPECTION, MEASURING & TEST EQUIPMENT MANAGEMENT		Classification/Fil: S4T023
RABION		Révision: B Date: 9/05/2016 Page: 2 / 2
EU Declaration Of Conformity And Incorporation Gearbox Gas zone 1 and 21		Annule et remplace/Cancel and replaces : Révision A dufrom 20/04/16
Doc type : S4T022 Rev B du from 26/11/2014		
MEB M&D R <input type="checkbox"/> I <input type="checkbox"/>		

EU DECLARATION OF CONFORMITY AND INCORPORATION

We, **MOTEURS LEROY SOMER**, boulevard Marcellin Leroy 16915 ANGOULEME cedex 9, France

declare, under our own responsibility, that the following products :

Gearbox series Cb – Ot – Mub
for use in the presence of gas atmospheres

Bearing the following markings on their **Gearbox** nameplate:

CE	II 2G e IIB (ou IIC) T4 (or T1 or T2 or T3 or T5 or T6)	(for zone 1)
Or	CE	II 2G k IIB (ou IIC) T4 (or T1 or T2 or T3 or T5 or T6)
Or	CE	II 2GD e IIB (ou IIC) T125°C (or T100°C or T85°C)
Or	CE	II 2GD k IIB (ou IIC) T125°C (or T100°C or T85°C)

comply with:

- European standards : EN 1127-1 : 2011
EN 13463-1 : 2009
EN 13463-5 : 2011
EN 13463-8 : 2003
- European directive ATEX : 2014/34/UE
- Type conformity, as stated in Type Examination Certificate issued by Notified Bodytype INERIS (0080) – BP 2 – Parc technologique ALATA F60550 – VERNEUIL EN HALATTE, FRANCE

This declaration of conformity allows the use of these ranges of products in machines subject to the application of the Machinery Directive 2006/42/EC, provided that they are integrated or incorporated and/or assembled in accordance with, amongst others, the regulations of standard EN 60204-1 "Electrical Equipment for Machinery" and the Electromagnetic Compatibility Directive 2004/108/EC.

The products defined above may not be put into service until the machines in which they are incorporated have been declared as complying with the applicable Directive.

Installation of these motors must comply with the regulations, decrees, laws, orders, directives, application circulars, standards, rules or any other document relating to the installation site. **LEROY-SOMER** accepts no liability in the event of failure to comply with these rules and regulations.

Angoulême, 2016 May 9

Signature of technical director: P.CARRIOT
Signature of quality director: F.COMBET

S4T023 ind B

LEROY-SOMER Consulter le système de gestion documentaire afin de vérifier la dernière version de ce document
For the latest version of this document, please access the document management system

Zone 1 and zone 2 - Geared motor

PS4 : INSPECTION, MEASURING & TEST EQUIPMENT MANAGEMENT		Classification/Fil: S4T027
RABION		Révision: B Date: 9/05/16 Page: 2 / 2
EU Declaration Of Conformity And Incorporation Geared motor Gas zone 1 and 21		Annule et remplace/Cancel and replaces : Révision A dufrom 9/05/16
Doc type : S4T022 Rev B du from 26/11/2014		
MEB M&D R <input type="checkbox"/> I <input type="checkbox"/>		

EU DECLARATION OF CONFORMITY AND INCORPORATION

We, **MOTEURS LEROY SOMER**, boulevard Marcellin Leroy 16915 ANGOULEME cedex 9, France

declare, under our own responsibility, that the following products :

Geared motor of series Cb – Ot – Mub – Mb – Pb with electrical motor
with or without speed controller for use in the presence of gas atmosphere

Bearing the following markings on their **Gearbox** nameplate:

CE 0080	II 2G k (ou e) IIB (ou IIC) T4 (ou T1 ou T2 ou T3 ou T5 ou T6)	(pour zone 1)
or CE 0080	II 2GD k (ou e) IIB (ou IIC) T125°C (ou T100°C ou T85°C)	(pour zone 1 et 21)

Bearing the following markings on their **Motor** nameplate:

CE nB*	II 2G	Ex d (or d e) IIB (or IIC) T4 (or T3 or T5 or T6) Gb	(for zone 1)
or CE nB*	II 2GD	Ex d (or d e) IIB (or IIC) T4 (or T3 or T5 or T6) Gb	Ex tb IIC T125°C Db (zone 1 & 21)
or CE nB*	II 2G	Ex e IIC T3 (or T4) Gb	(for zone 1)
or CE nB*	II 2GD	Ex e IIC T3 (or T4) Gb	Ex tb IIC T125°C Db (for 1 & 21)

comply with:

- International and European standards : IEC60079-0:2011 ; EN60079-0:2012
IEC60079-1:2014 ; EN60079-1:2014 (moteurs Ex d)
IEC60079-2:2015 ; EN60079-2:2015 (moteurs Ex d e)
IEC60079-31:2013 ; EN60079-31:2014 (moteurs Ex tb)
IEC-EN60034 ; IEC-EN60072 ; IEC-EN60529
EN 1127-1 :2011; EN13463-1:2009; EN13463-5:2011; EN 13463-8:2003
- Low Voltage directive : 2014/35/UE
- European directive ATEX : 2014/34/UE
- Type conformity, as stated in EC Type Examination Certificate issued by Notified Bodytype INERIS (0080) – BP 2 – Parc technologique ALATA F60550 – VERNEUIL EN HALATTE, FRANCE

Manufacture requirements are covered by the notification of PRODUCT QUALITY ASSURANCE Under the responsibility of the Notified Body : INERIS

This declaration of conformity allows the use of these ranges of products in machines subject to the application of the Machinery Directive 2006/42/EC, provided that they are integrated or incorporated and/or assembled in accordance with, amongst others, the regulations of standard EN 60204-1 "Electrical Equipment for Machinery" and the Electromagnetic Compatibility Directive 2004/108/EC.

The products defined above may not be put into service until the machines in which they are incorporated have been declared as complying with the applicable Directive.

Installation of these motors must comply with the regulations, decrees, laws, orders, directives, application circulars, standards, rules or any other document relating to the installation site. **LEROY-SOMER** accepts no liability in the event of failure to comply with these rules and regulations.

Note: When the motors are supplied via appropriate separate electronic inverters and/or controlled by electronic control or monitoring devices, they must be installed by a professional who will be responsible for ensuring that the electromagnetic compatibility regulations of the country in which the product is installed are observed.

Angoulême, 2016 May 9

Signature of technical director: P.CARRIOT
Signature of quality director: F.COMBET

S4T027 ind B

LEROY-SOMER Consulter le système de gestion documentaire afin de vérifier la dernière version de ce document
For the latest version of this document, please access the document management system



Dieses Dokument ist eine Ergänzung der Inbetriebnahme- und Wartungsanleitungen Réf.: 3520 und 5060 für Compabloc 3000, 3996 und 4952 für Orthobloc 3000, 4031 und 5066 für Manubloc 3000 und der allgemeinen Anleitung zu Lagerung und Inbetriebnahme 2557.

Unsere Getriebemotoren besitzen eine minimale Schutzart von IP 55/IK 08, und wir garantieren ihre Oberflächentemperatur. Sie sind für einen Einsatz in explosionsfähigen, gashaltigen Atmosphären der Gruppe II - Kategorie 2 (Zone 1) oder Kategorie 3 (Zone 2) vorgesehen.

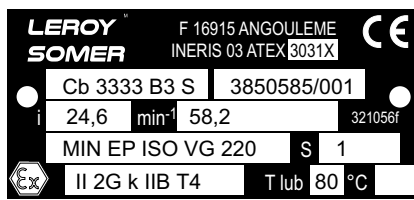
Der Betriebsfaktor des Getriebes ist abhängig von der Anwendung, welche bei Auftragserteilung definiert wurde.

Vor der Inbetriebnahme :

Die Vereinbarkeit der Angaben auf dem Leistungsschild mit der herrschenden explosionsfähigen Atmosphäre, der Einsatzzone sowie den Umgebungs- und Oberflächentemperaturen überprüfen.

Die Anweisungen der Schmierungsanleitung ATEX entsprechend dem Produkt und seiner Einbaulage befolgen.

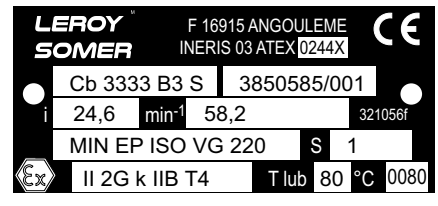
Die gesamte Maschine von Staub befreien.



INERIS Nr. 03 ATEX 3031X : Getriebe allein

Kennzeichnung Getriebe

- Cb** : Getriebe Compabloc
- 3333** : Getriebetyp
- B3** : **Einbaulage**
- S** : Befestigungsart, Fußausführung
- N°** : Seriennummer / Nr.
- / 001** : Ordnungsnummer in der Serie
- i** : Exakte Untersetzung
- min⁻¹** : Umdrehungen pro Minute
- S1** : Betriebsart
- MIN EP** : Hochdruck-Mineralöl
- ISO VG 220** : Gemäß ISO, Viskosität bei 40°C u. Standardbedingungen



INERIS Nr. 03 ATEX 0244X : Getriebemotor



Gesetzlich festgelegte Kennzeichnung der Konformität des Materials mit den Anforderungen der Europäischen Richtlinien

Temperaturklasse	T1	T2	T3	T4	T5	T6
Max. zulässige Oberflächentemperatur G	450°C	300°C	200°C	135°C	100°C	85°C

Temperaturklasse	T1 bis T4	T5	T6
Max. zulässige Oberflächentemperatur GD	125°C	100°C	85°C

Spezifische ATEX-Kennzeichnung

0080 : Identifikationsnummer von INERIS (Anerkannte Prüfstelle)

: Spezifische Kennzeichnung

II 2G / II 2GD : Gruppe II, Kategorie 2, Gas / Gruppe II, Kategorie 2, Gas-Staub

II 3G / II 3GD : Gruppe II, Kategorie 3, Gas / Gruppe II, Kategorie 3, Gas-Staub

k : Schutz des Zahneingriffpunktes durch Untertauchen (31 bis 39 - c für Cb 30 : Schutz des Zahneingriffpunktes durch die Konzeption)

IIB / IIC : Explosionsgruppe (IIB: Ethylen ; IIC: Wasserstoff, Acetylen)

T4 : Maximale Oberflächentemperatur: gemäß der Tabelle zu den Temperaturklassen weiter oben

T lub : **Schmiermittel** : Bei Tests im Werk ermittelte Temperatur (Umgebungstemperatur 20 °C)

Nr. Bescheinigung : Nummer der von INERIS ausgestellten CE-Typenprüfbescheinigung

Gegebenenfalls : **Zusätzliche, in der CE-Typenprüfbescheinigung vorgesehene Kennzeichnung**

SONDERBEDINGUNGEN DER ANWENDUNG UND DER SICHERHEIT



Schmierung: siehe Betriebsanleitung

Überprüfung des Ölstands gemäß Angabe in der Schmierungsanleitung ATEX.

Bei Leckage austauschen der Dichtungen durch qualifizierte Fachkräfte. Regelmäßige Reinigung.



Getriebemotoren:

Den thermomagnetischen Schutz des Motors auf den gestempelten Nennstrom einstellen.



Getriebe allein mit Eintriebswelle AP: das Getriebe erden

• Bei Riemenantrieb:

- Die Riemen müssen antistatisch sein und dürfen die Ausbreitung von Flammen nicht begünstigen.
- Beim Spannen der Riemen die Regeln der fachgerechten Ausführung und die Empfehlungen des Herstellers beachten.

• Bei Antrieb über Ritzel/Kette:

- Die Regeln der fachgerechten Ausführung und die Empfehlungen des Herstellers sowie eine angemessene Schmierung beachten.

Dieses Handbuch ist an den Endanwender weiterzuleiten.



Zone 2 - Getriebe allein

PS4 - INSPECTION, MEASURING & TEST EQUIPMENT MANAGEMENT EU Declaration Of Conformity And Incorporation Gearbox Gas zone 2 and 22	Classification/Date: S4T024 Révision: B Date: 9/05/2016 Page: 2 / 2
RABION <small>Doc type: S4T023 Rev B du from 26/11/2014</small>	Annule et remplace/Cancel and replaces : Révision A du from 20/04/16

EU DECLARATION OF CONFORMITY AND INCORPORATION

We, **MOTEURS LEROY SOMER**, boulevard Marcellin Leroy 16915 ANGOULEME cedex 9, France

declare, under our own responsibility, that the following products :

Gearbox series Cb - Ot - Mub
 for use in the presence of gas atmospheres

Bearing the following markings on their **Gearbox** nameplate:

CE	II 3G c IIC T4 (or T1 or T2 or T3 or T5 or T6)	(for zone 2)
Or	CE	II 3G k IIC T4 (or T1 or T2 or T3 or T5 or T6)
Or	CE	II 3GD c IIC T125°C (or T100°C or T85°C)
Or	CE	II 3GD k IIC T125°C (or T100°C or T85°C)

comply with:

- European standards : EN 1127-1 : 2011
EN 13463-1 : 2009
EN 13463-5 : 2011
EN 13463-8 : 2003
- European directive ATEX : 2014/34/UE
- Type conformity, as stated in Type Examination Certificate issued by Notified Bodytype : INERIS 03ATEX3031 X
INERIS (0080) - BP 2 - Parc technologique ALATA
F60550 - VERNEUIL EN HALATTE, FRANCE

This declaration of conformity allows the use of these ranges of products in machines subject to the application of the Machinery Directive 2006/42/EC, provided that they are integrated or incorporated and/or assembled in accordance with, amongst others, the regulations of standard EN 60204-1 "Electrical Equipment for Machinery" and the Electromagnetic Compatibility Directive 2004/108/EC.

The products defined above may not be put into service until the machines in which they are incorporated have been declared as complying with the applicable Directive.

Installation of these motors must comply with the regulations, decrees, laws, orders, directives, application circulars, standards, rules or any other document relating to the installation site. **LEROY-SOMER accepts no liability in the event of failure to comply with these rules and regulations.**

Angoulême, 2016 May 9

Signature of technical director:

 P. CARRIOT

Signature of quality director:

 F. COFFINET

S4T024 ind B

LEROY-SOMER Consulter le système de gestion documentaire afin de vérifier la dernière version de ce document
For the latest version of this document, please access the document management system

Zone 2 - Getriebemotor

PS4 - INSPECTION, MEASURING & TEST EQUIPMENT MANAGEMENT EU Declaration Of Conformity And Incorporation Geared motor Gas zone 2 and 22	Classification/Date: S4T028 Révision: B Date: 9/05/2016 Page: 2 / 2
RABION <small>Doc type: S4T023 Rev B du from 26/11/2014</small>	Annule et remplace/Cancel and replaces : Révision A du from 20/04/16

EU DECLARATION OF CONFORMITY AND INCORPORATION

We, **MOTEURS LEROY SOMER**, boulevard Marcellin Leroy 16915 ANGOULEME cedex 9, France

declare, under our own responsibility, that the following products :

Geared motor of series Cb - Ot - Mub - Mb - Pb with electrical motor
 with or without speed controller for use in the presence of gas atmosphere

Bearing the following markings on their **Gearbox** nameplate:

CE	II 3G k (or c) IIC T4 (or T1 or T2 or T3 or T5 or T6)	(for zone 2)
or CE	II 3GD k (or c) IIC T125°C (or T100°C or T85°C)	(for zone 2 and 22)

Bearing the following markings on their **Motor** nameplate:

CE	II 3G Ex A IIC T3 (or T4) Gc	(for zone 2)
or CE	II 3GD Ex A IIC T3 (or T4) Gc	(for zone 2 and 22)

comply with:

- International and European standards : IEC 60079-0:2011 ; EN 60079-0:2012
IEC 60079-15:2010 ; EN 60079-15:2010 (mot Ex nA)
IEC 60079-31:2013 ; EN 60079-31:2014 (moteur Ex tb ou tc)
IEC-EN60034 ; IEC-EN60072 ; IEC-EN60529
EN 1127-1 :2011
EN13463-1:2009; EN13463-5:2011; EN 13463-8:2003
- Low Voltage directive : 2014/35/UE
- European directive ATEX : 2014/34/UE
- Type conformity, as stated in Type Examination Certificate issued by Notified Bodytype : INERIS 03ATEX0244 X
INERIS (0080) - BP 2 - Parc technologique ALATA
F60550 - VERNEUIL EN HALATTE, FRANCE

This declaration of conformity allows the use of these ranges of products in machines subject to the application of the Machinery Directive 2006/42/EC, provided that they are integrated or incorporated and/or assembled in accordance with, amongst others, the regulations of standard EN 60204-1 "Electrical Equipment for Machinery" and the Electromagnetic Compatibility Directive 2004/108/EC.

The products defined above may not be put into service until the machines in which they are incorporated have been declared as complying with the applicable Directive.

Installation of these motors must comply with the regulations, decrees, laws, orders, directives, application circulars, standards, rules or any other document relating to the installation site. **LEROY-SOMER accepts no liability in the event of failure to comply with these rules and regulations.**

Note: When the motors are supplied via appropriate separate electronic inverters and/or controlled by electronic control or monitoring devices, they must be installed by a professional who will be responsible for ensuring that the electromagnetic compatibility regulations of the country in which the product is installed are observed.

Angoulême, 2016 May 9

Signature of technical director:

 P. CARRIOT

Signature of quality director:

 F. COFFINET

S4T028 ind B

LEROY-SOMER Consulter le système de gestion documentaire afin de vérifier la dernière version de ce document
For the latest version of this document, please access the document management system

Zone 1 und Zone 2 - Getriebe allein

PS4 - INSPECTION, MEASURING & TEST EQUIPMENT MANAGEMENT EU Declaration Of Conformity And Incorporation Gearbox Gas zone 1 and 21	Classification/Date: S4T023 Révision: B Date: 9/05/2016 Page: 2 / 2
RABION <small>Doc type: S4T023 Rev B du from 26/11/2014</small>	Annule et remplace/Cancel and replaces : Révision A du from 20/04/16

EU DECLARATION OF CONFORMITY AND INCORPORATION

We, **MOTEURS LEROY SOMER**, boulevard Marcellin Leroy 16915 ANGOULEME cedex 9, France

declare, under our own responsibility, that the following products :

Gearbox series Cb - Ot - Mub
 for use in the presence of gas atmospheres

Bearing the following markings on their **Gearbox** nameplate:

CE	II 2G c IIB (ou IIC) T4 (or T1 or T2 or T3 or T5 or T6)	(for zone 1)
Or	CE	II 2G k IIB (ou IIC) T4 (or T1 or T2 or T3 or T5 or T6)
Or	CE	II 2GD c IIB (ou IIC) T125°C (or T100°C or T85°C)
Or	CE	II 2GD k IIB (ou IIC) T125°C (or T100°C or T85°C)

comply with:

- European standards : EN 1127-1 : 2011
EN 13463-1 : 2009
EN 13463-5 : 2011
EN 13463-8 : 2003
- European directive ATEX : 2014/34/UE
- Type conformity, as stated in Type Examination Certificate issued by Notified Bodytype : INERIS 03ATEX3031 X
INERIS (0080) - BP 2 - Parc technologique ALATA
F60550 - VERNEUIL EN HALATTE, FRANCE

This declaration of conformity allows the use of these ranges of products in machines subject to the application of the Machinery Directive 2006/42/EC, provided that they are integrated or incorporated and/or assembled in accordance with, amongst others, the regulations of standard EN 60204-1 "Electrical Equipment for Machinery" and the Electromagnetic Compatibility Directive 2004/108/EC.

The products defined above may not be put into service until the machines in which they are incorporated have been declared as complying with the applicable Directive.

Installation of these motors must comply with the regulations, decrees, laws, orders, directives, application circulars, standards, rules or any other document relating to the installation site. **LEROY-SOMER accepts no liability in the event of failure to comply with these rules and regulations.**

Angoulême, 2016 May 9

Signature of technical director:

 P. CARRIOT

Signature of quality director:

 F. COFFINET

S4T023 ind B

LEROY-SOMER Consulter le système de gestion documentaire afin de vérifier la dernière version de ce document
For the latest version of this document, please access the document management system

Zone 1 und Zone 2 - Getriebemotor

PS4 - INSPECTION, MEASURING & TEST EQUIPMENT MANAGEMENT EU Declaration Of Conformity And Incorporation Geared motor Gas zone 1 and 21	Classification/Date: S4T027 Révision: B Date: 9/05/16 Page: 2 / 2
RABION <small>Doc type: S4T023 Rev B du from 26/11/2014</small>	Annule et remplace/Cancel and replaces : Révision A du from 9/05/16

EU DECLARATION OF CONFORMITY AND INCORPORATION

We, **MOTEURS LEROY SOMER**, boulevard Marcellin Leroy 16915 ANGOULEME cedex 9, France

declare, under our own responsibility, that the following products :

Geared motor of series Cb - Ot - Mub - Mb - Pb with electrical motor
 with or without speed controller for use in the presence of gas atmosphere

Bearing the following markings on their **Gearbox** nameplate:

CE 0080	II 2G k (ou c) IIB (ou IIC) T4 (ou T1 ou T2 ou T3 ou T5 ou T6)	(pour zone 1)
ou CE 0080	II 2GD k (ou c) IIB (ou IIC) T125°C (ou T100°C ou T85°C)	(pour zone 1 et 21)

Bearing the following markings on their **Motor** nameplate:

CE NB*	II 2G	Ex d (or d e) IIB (or IIC) T4 (or T3 or T5 or T6) Gb	(for zone 1)
or CE NB*	II 2GD	Ex d (or d e) IIB (or IIC) T4 (or T3 or T5 or T6) Gb	Ex tb IIC T125°C Db (zone 1 & 21)
or CE NB*	II 2G	Ex e IIC T3 (or T4) Gb	(for zone 1)
or CE NB*	II 2GD	Ex e IIC T3 (or T4) Gb	Ex tb IIC T125°C Db (for 1 & 21)

*: Notified Bodytype comply with:

- International and European standards : IEC 60079-0:2011; EN 60079-0:2012
IEC 60079-1:2014; EN 60079-1:2014 (moteurs Ex d)
IEC 60079-7:2015 ; EN 60079-7:2015 (moteurs Ex d e)
IEC 60079-31:2013 ; EN 60079-31:2014 (moteurs Ex tb)
IEC-EN60034 ; IEC-EN60072 ; IEC-EN60529
EN 1127-1 :2011; EN13463-1:2009; EN13463-5:2011; EN 13463-8:2003
- Low Voltage directive : 2014/35/UE
- European directive ATEX : 2014/34/UE
- Type conformity, as stated in EC Type Examination Certificate issued by Notified Bodytype : INERIS 03ATEX0244 X
INERIS (0080) - BP 2 - Parc technologique ALATA F60550 - VERNEUIL EN HALATTE, FRANCE

Manufacture requirements are covered by the notification of PRODUCT QUALITY ASSURANCE Under the responsibility of the Notified Body : INERIS

This declaration of conformity allows the use of these ranges of products in machines subject to the application of the Machinery Directive 2006/42/EC, provided that they are integrated or incorporated and/or assembled in accordance with, amongst others, the regulations of standard EN 60204-1 "Electrical Equipment for Machinery" and the Electromagnetic Compatibility Directive 2004/108/EC.

The products defined above may not be put into service until the machines in which they are incorporated have been declared as complying with the applicable Directive.

Installation of these motors must comply with the regulations, decrees, laws, orders, directives, application circulars, standards, rules or any other document relating to the installation site. **LEROY-SOMER accepts no liability in the event of failure to comply with these rules and regulations.**

Note: When the motors are supplied via appropriate separate electronic inverters and/or controlled by electronic control or monitoring devices, they must be installed by a professional who will be responsible for ensuring that the electromagnetic compatibility regulations of the country in which the product is installed are observed.

Angoulême, 2016 May 9

Signature of technical director:

 P. CARRIOT

Signature of quality director:

 F. COFFINET

S4T027 ind B

LEROY-SOMER Consulter le système de gestion documentaire afin de vérifier la dernière version de ce document
For the latest version of this document, please access the document management system



Este documento es un complemento de los manuales de instalación y mantenimiento ref. : 3520 y 5060 para Compabloc 3000, 3996 y 4952 para Orthobloc 3000, 4031 y 5066 para Manubloc 3000 y del manual general de almacenamiento y puesta en servicio 2557.

Nuestros reductores tienen un índice mínimo de protección IP 55/IK 08 y garantizamos su temperatura de superficie. Están previstos para una utilización en atmósferas explosivas gaseosas de grupo II - categoría 2 (zona 1) o categoría 3 (zona 2).

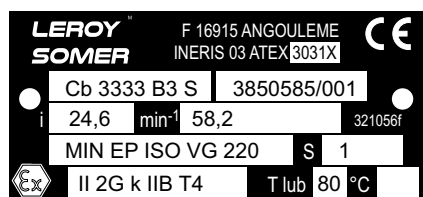
El factor de servicio depende de la aplicación y es definido en el momento del pedido.

Antes de la puesta en marcha :

Comprobar la compatibilidad entre los datos de la placa de características, la atmósfera explosiva presente, la zona de utilización y las temperaturas ambiente y de superficie.

Seguir las instrucciones de la ficha de lubricación ATEX correspondiente al producto y a su posición de funcionamiento.

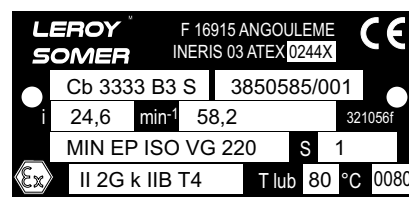
Proceder a desempolvar el conjunto de la máquina.



INERIS n° 03 ATEX 3031X : Sólo reductor

Marcado reductor

- Cb** : Reductor Compabloc
- 3333** : Tipo de reductor
- B3** : **Posición de funcionamiento**
- S** : Forma de fijación, patas
- N°** : Número de serie / N°
- / 001** : Número de orden en la serie
- i** : Reducción exacta
- min⁻¹** : N° de rev. por minuto
- S1** : Servicio
- MIN EP** : Aceite mineral extrema presión
- ISO VG 220** : Según ISO, grado de viscosidad a 40°C en cSt



INERIS n° 03 ATEX 0244X : Motorreductor

CE Marcado legal de conformidad del material a requerimientos de las Directivas Europeas

Clase de temperatura	T1	T2	T3	T4	T5	T6
Temperatura de superficie G	450°C	300°C	200°C	135°C	100°C	85°C

Clase de temperatura	T1 a T4	T5	T6
Temperatura de superficie GD	125°C	100°C	85°C

Marcado específico ATEX

0080 : Número identificación de INERIS (Organismo Notificado)

Ex : Marcado específico

II 2G / II 2GD : Grupo II, categoría 2, Gas / Grupo II, categoría 2, Gas-Polvos

II 3G / II 3GD : Grupo II, categoría 3, Gas / Grupo II, categoría 3, Gas-Polvos

k : Modo de protección del punto de contacto por inmersión (31 a 39 - c para Cb 30 : modo de protección del punto de contacto por concepción)

IIB / IIC : Grupo de explosión (IIB : Etileno ; IIC : hidrógeno, acetileno)

T4 : Temperatura máxima de superficie: seguir la tabla anterior de las clases de temperatura

T lub : **lubricante** : Temperatura registrada en prueba en fábrica (temperatura ambiente 20 °C)

N° certificación : N° de certificación CE de tipo expedido por INERIS

Eventualmente : **marcado suplementario previsto en certificación CE**

CONDICIONES ESPECIALES DE UTILIZACION Y DE SEGURIDAD

! Lubrificación : ver documento de puesta en servicio.

! Verificación del nivel del aceite según las indicaciones de la ficha de lubricación ATEX.

Si hay fugas, encargar el cambio de las juntas a personal cualificado. Limpieza periódica.

! Motorreductores : ajustar la protección magnetotérmica del motor según la intensidad nominal indicada en la placa de características.

! Reductores AP : hacer la puesta a tierra del reductor.

• Si accionamiento por poleas/correas:

- Las correas deben ser antiestáticas y no propagadoras de llamas.

- Respetar las consignas y las prescripciones del fabricante en cuanto a la tensión de las correas.

• Si accionamiento por piñón/cadena:

- Respetar las consignas, las prescripciones del fabricante y una lubricación adecuada.

Estas instrucciones deben transmitirse al usuario final



Zona 2 - Sólo reductor

PS4 - INSPECTION, MEASURING & TEST EQUIPMENT MANAGEMENT		Classification/Filr: S4T024
EU Declaration Of Conformity And Incorporation Gearbox Gas zone 2 and 22		Revisión: B Date: 9/05/2016 Page: 2 / 2
RABION		Annule et remplace/Cancel and replace: Révision A. du/From 20/04/16
Doc type: S4T02 Rev B du/From 29/11/2014 M6 M6D R I I		

EU DECLARATION OF CONFORMITY AND INCORPORATION

We, **MOTEURS LEROY SOMER**, boulevard Marcellin Leroy 16915 ANGOULEME cedex 9, France

declare, under our own responsibility, that the following products:

Gearbox series Cb - Ot - Mub
for use in the presence of gas atmospheres

Bearing the following markings on their **Gearbox** nameplate:

CE	Ⓜ	II 3G e IIC T4 (or T1 or T2 or T3 or T5 or T6)	(for zone 2)	
Or	CE	Ⓜ	II 3G k IIC T4 (or T1 or T2 or T3 or T5 or T6)	
Or	CE	Ⓜ	II 3GD e IIC T125°C (or T100°C or T85°C)	(for zone 2 and 22)
Or	CE	Ⓜ	II 3GD k IIC T125°C (or T100°C or T85°C)	(for zone 2 and 22)

comply with:

- European standards: EN 1127-1 : 2011
EN 13463-1 : 2009
EN 13463-5 : 2011
EN 13463-8 : 2003
- European directive ATEX: 2014/34/EU
- Type conformity, as stated in Type Examination Certificate issued by Notified Bodytype: INERIS (0080) - BP 2 - Parc technologique ALATA F60550 - VERNEUIL EN HALATTE, FRANCE

This declaration of conformity allows the use of these ranges of products in machines subject to the application of the Machinery Directive 2006/42/EC, provided that they are integrated or incorporated and/or assembled in accordance with, amongst others, the regulations of standard EN 60204-1 "Electrical Equipment for Machinery" and the Electromagnetic Compatibility Directive 2004/108/EC.

The products defined above may not be put into service until the machines in which they are incorporated have been declared as complying with the applicable Directive.

Installation of these motors must comply with the regulations, decrees, laws, orders, directives, application circulars, standards, rules or any other document relating to the installation site. **LEROY-SOMER accepts no liability in the event of failure to comply with these rules and regulations.**

Angoulême, 2016 May 9

Signature of technical director: P. CARRIOT
Signature of quality director: F. CORNET

S4T024 ind B

LEROY-SOMER Consulter le système de gestion documentaire afin de vérifier la dernière version de ce document
For the latest version of this document, please access the document management system

Zona 2 - Motorreductor

PS4 - INSPECTION, MEASURING & TEST EQUIPMENT MANAGEMENT		Classification/Filr: S4T028
EU Declaration Of Conformity And Incorporation Geared motor Gas zone 2 and 22		Revisión: B Date: 9/05/2016 Page: 2 / 2
RABION		Annule et remplace/Cancel and replace: Révision A. du/From 20/04/16
Doc type: S4T02 Rev B du/From 26/11/2014 M6 M6D R I I		

EU DECLARATION OF CONFORMITY AND INCORPORATION

We, **MOTEURS LEROY SOMER**, boulevard Marcellin Leroy 16915 ANGOULEME cedex 9, France

declare, under our own responsibility, that the following products:

Geared motor of series Cb - Ot - Mub - Mb - Pb with electrical motor
with or without speed controller for use in the presence of gas atmosphere

Bearing the following markings on their **Gearbox** nameplate:

CE	Ⓜ	II 3G k (or e) IIC T4 (or T1 or T2 or T3 or T5 or T6)	(for zone 2)
or CE	Ⓜ	II 3GD k (or e) IIC T125°C (or T100°C or T85°C)	(for zone 2 and 22)

Bearing the following markings on their **Motor** nameplate:

CE	Ⓜ	II 3G Ex nA IIC T3 (or T4) Gc	(for zone 2)
or CE	Ⓜ	II 3GD Ex nA IIC T3 (or T4) Gc	(for zone 2 and 22)

comply with:

- International and European standards: IEC 60079-0:2011 ; EN 60079-0:2012
IEC 60079-1:2010 ; EN 60079-1:2010 (mot. Ex nA)
IEC 60079-31:2013 ; EN 60079-31:2014 (moteur Ex tb ou tc)
IEC-EN60034 ; IEC-EN60072 ; IEC-EN60529
EN 1127-1 : 2011
EN13463-1:2009; EN13463-5:2011; EN 13463-8:2003
- Low Voltage directive: 2014/35/EU
- European directive ATEX: 2014/34/EU
- Type conformity, as stated in Type Examination Certificate issued by Notified Bodytype: INERIS (0080) - BP 2 - Parc technologique ALATA F60550 - VERNEUIL EN HALATTE, FRANCE

This declaration of conformity allows the use of these ranges of products in machines subject to the application of the Machinery Directive 2006/42/EC, provided that they are integrated or incorporated and/or assembled in accordance with, amongst others, the regulations of standard EN 60204-1 "Electrical Equipment for Machinery" and the Electromagnetic Compatibility Directive 2004/108/EC.

The products defined above may not be put into service until the machines in which they are incorporated have been declared as complying with the applicable Directive.

Installation of these motors must comply with the regulations, decrees, laws, orders, directives, application circulars, standards, rules or any other document relating to the installation site. **LEROY-SOMER accepts no liability in the event of failure to comply with these rules and regulations.**

Angoulême, 2016 May 9

Signature of technical director: P. CARRIOT
Signature of quality director: F. CORNET

S4T028 ind B

LEROY-SOMER Consulter le système de gestion documentaire afin de vérifier la dernière version de ce document
For the latest version of this document, please access the document management system

Zona 1 y zona 2 - Sólo reductor

PS4 - INSPECTION, MEASURING & TEST EQUIPMENT MANAGEMENT		Classification/Filr: S4T023
EU Declaration Of Conformity And Incorporation Gearbox Gas zone 1 and 21		Revisión: B Date: 9/05/2016 Page: 2 / 2
RABION		Annule et remplace/Cancel and replace: Révision A. du/From 20/04/16
Doc type: S4T02 Rev B du/From 29/11/2014 M6 M6D R I I		

EU DECLARATION OF CONFORMITY AND INCORPORATION

We, **MOTEURS LEROY SOMER**, boulevard Marcellin Leroy 16915 ANGOULEME cedex 9, France

declare, under our own responsibility, that the following products:

Gearbox series Cb - Ot - Mub
for use in the presence of gas atmospheres

Bearing the following markings on their **Gearbox** nameplate:

CE	Ⓜ	II 2G e IIB (ou IIC) T4 (or T1 or T2 or T3 or T5 or T6)	(for zone 1)	
Or	CE	Ⓜ	II 2G k IIB (ou IIC) T4 (or T1 or T2 or T3 or T5 or T6)	
Or	CE	Ⓜ	II 2GD e IIB (ou IIC) T125°C (or T100°C or T85°C)	(for zone 1 and 21)
Or	CE	Ⓜ	II 2GD k IIB (ou IIC) T125°C (or T100°C or T85°C)	(for zone 1 and 21)

comply with:

- European standards: EN 1127-1 : 2011
EN 13463-1 : 2009
EN 13463-5 : 2011
EN 13463-8 : 2003
- European directive ATEX: 2014/34/EU
- Type conformity, as stated in Type Examination Certificate issued by Notified Bodytype: INERIS (0080) - BP 2 - Parc technologique ALATA F60550 - VERNEUIL EN HALATTE, FRANCE

This declaration of conformity allows the use of these ranges of products in machines subject to the application of the Machinery Directive 2006/42/EC, provided that they are integrated or incorporated and/or assembled in accordance with, amongst others, the regulations of standard EN 60204-1 "Electrical Equipment for Machinery" and the Electromagnetic Compatibility Directive 2004/108/EC.

The products defined above may not be put into service until the machines in which they are incorporated have been declared as complying with the applicable Directive.

Installation of these motors must comply with the regulations, decrees, laws, orders, directives, application circulars, standards, rules or any other document relating to the installation site. **LEROY-SOMER accepts no liability in the event of failure to comply with these rules and regulations.**

Angoulême, 2016 May 9

Signature of technical director: P. CARRIOT
Signature of quality director: F. CORNET

S4T023 ind B

LEROY-SOMER Consulter le système de gestion documentaire afin de vérifier la dernière version de ce document
For the latest version of this document, please access the document management system

Zona 1 y zona 2 - Motorreductor

PS4 - INSPECTION, MEASURING & TEST EQUIPMENT MANAGEMENT		Classification/Filr: S4T027
EU Declaration Of Conformity And Incorporation Geared motor Gas zone 1 and 21		Revisión: B Date: 9/05/16 Page: 2 / 2
RABION		Annule et remplace/Cancel and replace: Révision A. du/From 9/05/16
Doc type: S4T02 Rev B du/From 29/11/2014 M6 M6D R I I		

EU DECLARATION OF CONFORMITY AND INCORPORATION

We, **MOTEURS LEROY SOMER**, boulevard Marcellin Leroy 16915 ANGOULEME cedex 9, France

declare, under our own responsibility, that the following products:

Geared motor of series Cb - Ot - Mub - Mb - Pb with electrical motor
with or without speed controller for use in the presence of gas atmosphere

Bearing the following markings on their **Gearbox** nameplate:

CE 0080	Ⓜ	II 2G k (ou e) IIB (ou IIC) T4 (ou T1 ou T2 ou T3 ou T5 ou T6)	(pour zone 1)
or CE 0080	Ⓜ	II 2GD k (ou e) IIB (ou IIC) T125°C (ou T100°C ou T85°C)	(pour zone 1 et 21)

Bearing the following markings on their **Motor** nameplate:

CE NB*	Ⓜ	II 2G	Ex d (or d e) IIB (or IIC) T4 (or T3 or T5 or T6) Gb	(for zone 1)
or CE NB*	Ⓜ	II 2GD	Ex d (or d e) IIB (or IIC) T4 (or T3 or T5 or T6) Gb	Ex tb IIC T125°C Db (zone 1 & 21)
or CE NB*	Ⓜ	II 2G	Ex e IIC T3 (or T4) Gb	(for zone 1)
or CE NB*	Ⓜ	II 2GD	Ex e IIC T3 (or T4) Gb	Ex tb IIC T125°C Db (for 1 & 21)

*: Notified Bodytype comply with:

- International and European standards: IEC 60079-0:2011; EN 60079-0:2012
IEC 60079-1:2014; EN 60079-1:2014 (moteurs Ex d)
IEC 60079-7:2015 ; EN 60079-7:2015 (moteurs Ex d e)
IEC 60079-31:2013 ; EN 60079-31:2014 (moteurs Ex tb)
IEC-EN60034 ; IEC-EN60072 ; IEC-EN60529
EN 1127-1 : 2011; EN13463-1:2009; EN13463-5:2011; EN 13463-8:2003
- Low Voltage directive: 2014/35/EU
- European directive ATEX: 2014/34/EU
- Type conformity, as stated in EC Type Examination Certificate issued by Notified Bodytype: INERIS (0080) - BP 2 - Parc technologique ALATA F60550 - VERNEUIL EN HALATTE, FRANCE

Manufacture requirements are covered by the notification of PRODUCT QUALITY ASSURANCE Under the responsibility of the Notified Body: INERIS

This declaration of conformity allows the use of these ranges of products in machines subject to the application of the Machinery Directive 2006/42/EC, provided that they are integrated or incorporated and/or assembled in accordance with, amongst others, the regulations of standard EN 60204-1 "Electrical Equipment for Machinery" and the Electromagnetic Compatibility Directive 2004/108/EC.

The products defined above may not be put into service until the machines in which they are incorporated have been declared as complying with the applicable Directive.

Installation of these motors must comply with the regulations, decrees, laws, orders, directives, application circulars, standards, rules or any other document relating to the installation site. **LEROY-SOMER accepts no liability in the event of failure to comply with these rules and regulations.**

Angoulême, 2016 May 9

Signature of technical director: P. CARRIOT
Signature of quality director: F. CORNET

S4T027 ind B

LEROY-SOMER Consulter le système de gestion documentaire afin de vérifier la dernière version de ce document
For the latest version of this document, please access the document management system



Questo documento completa i manuali d'installazione e manutenzione rif. : 3520 e 5060 per Compabloc 3000, 3996 e 4952 per Orthobloc 3000, 4031 e 5066 per Manubloc 3000 e il manuale generale di stoccaggio e messa in servizio 2557.

I nostri motoriduttori hanno un grado di protezione minimo IP 55/IK 08 e garantiamo la loro temperatura di superficie. Sono previsti per l'uso in atmosfere esplosive gassose del gruppo II - categoria 2 (zona 1) o categoria 3 (zona 2).

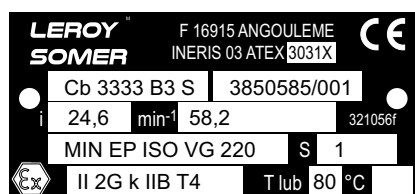
Il fattore di servizio del riduttore è legato all'applicazione, definita in fase d'ordine.

Prima della messa in servizio:

Verificare la compatibilità tra le indicazioni riportate sulla targa, l'atmosfera esplosiva presente, la zona d'utilizzo e le temperature ambiente e di superficie.

Seguire le istruzioni della scheda di lubrificazione ATEX corrispondente al prodotto e alla sua posizione di funzionamento.

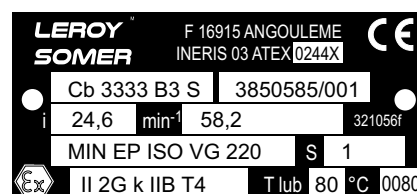
Depolverizzare tutta la macchina.



INERIS n° 03 ATEX 3031X : Solo riduttore

Marcatura riduttore

- Cb** : Riduttore Compabloc
- 3333** : Tipo riduttore
- B3** : Posizione di funzionamento
- S** : Forma di fissaggio, con piedini
- N°** : Numero di serie / N°
- / 001** : Numero ordine nella serie
- i** : Riduzione esatta
- min⁻¹** : N. di giri al minuto
- S1** : Servizio
- MIN EP** : Olio minerale alta pressione
- ISO VG 220** : Secondo ISO, grado di viscosità a 40°C in cSt



INERIS n° 03 ATEX 0244X : Motoriduttore

CE Marchio legale di conformità del materiale alle esigenze delle Direttive Europee

Classe di temperatura	T1	T2	T3	T4	T5	T6
Temperatura di superficie maxi G	450°C	300°C	200°C	135°C	100°C	85°C

Classe di temperatura	T1 a T4	T5	T6
Temperatura di superficie maxi GD	125°C	100°C	85°C

Marcatura specifica ATEX

0080 : Numero identificazione dell'INERIS (Organismo Notificato)

Ex : Marcatura specifica

II 2G / II 2GD : Gruppo II, categoria 2, Gas / Gruppo II, categoria 2, Gas-Polveri

II 3G / II 3GD : Gruppo II, categoria 3, Gas / Gruppo II, categoria 3, Gas-Polveri

k : Sistema di protezione del punto di contatto degli ingranaggi per immersione (31 a 39 - c per Cb 30 : Disegno meccanico del sistema di protezione del punto di contatto degli ingranaggi)

IIB / IIC : Gruppo di esplosione (IIB : Etilene ; IIC : idrogeno, acetilene)

T4 : Temperatura massima di superficie: secondo la precedente tabella delle classi di temperatura

T lub : **lubrificante** : Temperatura durante il collaudo in fabbrica (temperatura ambiente 20 °C)

N° certificato : N° del certificato CE di tipo rilasciato dall'INERIS

Eventualmente : **marcatura supplementare prevista nel certificato CE**

CONDIZIONI SPECIALI DI UTILIZZO E DI SICUREZZA

! Lubrificazione : vedere manuale d'uso e manutenzione.
! Verifica del livello d'olio secondo le istruzioni della scheda di lubrificazione ATEX.
 In caso di perdite, sostituzione delle guarnizioni da parte di personale qualificato. Pulizia periodica.

! Motoriduttori:
 Regolare la protezione magnetotermica del motore alla corrente nominale riportata sulla targa.

! Riduttori AP: collegare il riduttore all'impianto di terra.

- Con trasmissione per pulegge/cinghie:
 - Le cinghie devono essere antistatiche e non devono favorire la propagazione delle fiamme.
 - Rispettare le regole dell'arte e i consigli del costruttore per il tensionamento delle cinghie.
- Con trasmissione a pignone/catena:
 - Rispettare le regole dell'arte, i consigli del costruttore e provvedere a un'adeguata lubrificazione.

Questo manuale deve essere trasmesso all'utente finale



Zona 2 - Solo riduttore

PS4 - INSPECTION, MEASURING & TEST EQUIPMENT MANAGEMENT		Classification/File: S4T024
Revision: B Date: 9/05/2016 Page: 2 / 2		Annule et remplace/Cancel and replaces: Revision A. du/from 20/04/16
RABION	Doc type: S4T022 Rev B du/from 26/11/2014	MEI M&D R I

EU DECLARATION OF CONFORMITY AND INCORPORATION

We, **MOTEURS LEROY SOMER**, boulevard Marcellin Leroy 16915 ANGOULEME cedex 9, France

declare, under our own responsibility, that the following products:

Gearbox series Cb - Ot - Mub for use in the presence of gas atmospheres

Bearing the following markings on their **Gearbox** nameplate:

CE	II 3G e IIC T4 (or T1 or T2 or T3 or T5 or T6)	(for zone 2)
Or CE	II 3G k IIC T4 (or T1 or T2 or T3 or T5 or T6)	(for zone 2)
Or CE	II 3GD e IIC T125°C (or T100°C or T85°C)	(for zone 2 and 22)
Or CE	II 3GD k IIC T125°C (or T100°C or T85°C)	(for zone 2 and 22)

comply with:

- European standards : EN 1127-1 : 2011
EN 13463-1 : 2009
EN 13463-5 : 2011
EN 13463-8 : 2003
- European directive ATEX : 2014/34/UE
- Type conformity, as stated in Type Examination Certificate issued by Notified Bodytype : INERIS (0080) - BP 2 - Parc technologique ALATA F60550 - VERNEUIL EN HALATTE, FRANCE

This declaration of conformity allows the use of these ranges of products in machines subject to the application of the Machinery Directive 2006/42/EC, provided that they are integrated or incorporated and/or assembled in accordance with, amongst others, the regulations of standard EN 60204-1 "Electrical Equipment for Machinery" and the Electromagnetic Compatibility Directive 2004/108/EC.

The products defined above may not be put into service until the machines in which they are incorporated have been declared as complying with the applicable Directive.

Installation of these motors must comply with the regulations, decrees, laws, orders, directives, application circulars, standards, rules or any other document relating to the installation site. **LEROY-SOMER accepts no liability in the event of failure to comply with these rules and regulations.**

Angoulême, 2016 May 9

Signature of technical director: P. CARRIOT
Signature of quality director: F. CORNET

S4T024 ind B

LEROY-SOMER Consulter le système de gestion documentaire afin de vérifier la dernière version de ce document
For the latest version of this document, please access the document management system

Zona 2 - Motoriduttore

PS4 - INSPECTION, MEASURING & TEST EQUIPMENT MANAGEMENT		Classification/File: S4T028
Revision: B Date: 9/05/2016 Page: 2 / 2		Annule et remplace/Cancel and replaces: Revision A. du/from 20/04/16
RABION	Doc type: S4T022 Rev B du/from 26/11/2014	MEI M&D R I

EU DECLARATION OF CONFORMITY AND INCORPORATION

We, **MOTEURS LEROY SOMER**, boulevard Marcellin Leroy 16915 ANGOULEME cedex 9, France

declare, under our own responsibility, that the following products:

G geared motor of series Cb - Ot - Mub - Mb - Pb with electrical motor with or without speed controller for use in the presence of gas atmosphere

Bearing the following markings on their **Gearbox** nameplate:

CE	II 3G k (or e) IIC T4 (or T1 or T2 or T3 or T5 or T6)	(for zone 2)
or CE	II 3GD k (or e) IIC T125°C (or T100°C or T85°C)	(for zone 2 and 22)

Bearing the following markings on their **Motor** nameplate:

CE	II 3G Ex nA IIC T3 (or T4) Ge	(for zone 2)
or CE	II 3GD Ex nA IIC T3 (or T4) Ge Ex tc IIC T125°C Dc	(for zone 2 and 22)

comply with:

- International and European standards : IEC 60079-0:2011 ; EN 60079-0:2012
IEC 60079-15:2010 ; EN 60079-15:2010 (mot Ex nA)
IEC 60079-31:2013 ; EN 60079-31:2014 (moteur Ex tb ou tc)
IEC-EN60034 ; IEC-EN60072 ; IEC-EN60529
EN 1127-1 : 2011
EN13463-1:2009; EN13463-5:2011; EN 13463-8:2003
- Low Voltage directive : 2014/35/UE
- European directive ATEX : 2014/34/UE
- Type conformity, as stated in Type Examination Certificate issued by Notified Bodytype : INERIS (0080) - BP 2 - Parc technologique ALATA F60550 - VERNEUIL EN HALATTE, FRANCE

This declaration of conformity allows the use of these ranges of products in machines subject to the application of the Machinery Directive 2006/42/EC, provided that they are integrated or incorporated and/or assembled in accordance with, amongst others, the regulations of standard EN 60204-1 "Electrical Equipment for Machinery" and the Electromagnetic Compatibility Directive 2004/108/EC.

The products defined above may not be put into service until the machines in which they are incorporated have been declared as complying with the applicable Directive.

Installation of these motors must comply with the regulations, decrees, laws, orders, directives, application circulars, standards, rules or any other document relating to the installation site. **LEROY-SOMER accepts no liability in the event of failure to comply with these rules and regulations.**

Note: When the motors are supplied via appropriate separate electronic inverters and/or controlled by electronic control or monitoring devices, they must be installed by a professional who will be responsible for ensuring that the electromagnetic compatibility regulations of the country in which the product is installed are observed.

Angoulême, 2016 May 9

Signature of technical director: P. CARRIOT
Signature of quality director: F. CORNET

S4T028 ind B

LEROY-SOMER Consulter le système de gestion documentaire afin de vérifier la dernière version de ce document
For the latest version of this document, please access the document management system

Zona 1 e zona 2 - Solo riduttore

PS4 - INSPECTION, MEASURING & TEST EQUIPMENT MANAGEMENT		Classification/File: S4T023
Revision: B Date: 9/05/2016 Page: 2 / 2		Annule et remplace/Cancel and replaces: Revision A. du/from 20/04/16
RABION	Doc type: S4T022 Rev B du/from 26/11/2014	MEI M&D R I

EU DECLARATION OF CONFORMITY AND INCORPORATION

We, **MOTEURS LEROY SOMER**, boulevard Marcellin Leroy 16915 ANGOULEME cedex 9, France

declare, under our own responsibility, that the following products:

Gearbox series Cb - Ot - Mub for use in the presence of gas atmospheres

Bearing the following markings on their **Gearbox** nameplate:

CE	II 2G e IIB (ou IIC) T4 (or T1 or T2 or T3 or T5 or T6)	(for zone 1)
Or CE	II 2G k IIB (ou IIC) T4 (or T1 or T2 or T3 or T5 or T6)	(for zone 1)
Or CE	II 2GD e IIB (ou IIC) T125°C (or T100°C or T85°C)	(for zone 1 and 21)
Or CE	II 2GD k IIB (ou IIC) T125°C (or T100°C or T85°C)	(for zone 1 and 21)

comply with:

- European standards : EN 1127-1 : 2011
EN 13463-1 : 2009
EN 13463-5 : 2011
EN 13463-8 : 2003
- European directive ATEX : 2014/34/UE
- Type conformity, as stated in Type Examination Certificate issued by Notified Bodytype : INERIS (0080) - BP 2 - Parc technologique ALATA F60550 - VERNEUIL EN HALATTE, FRANCE

This declaration of conformity allows the use of these ranges of products in machines subject to the application of the Machinery Directive 2006/42/EC, provided that they are integrated or incorporated and/or assembled in accordance with, amongst others, the regulations of standard EN 60204-1 "Electrical Equipment for Machinery" and the Electromagnetic Compatibility Directive 2004/108/EC.

The products defined above may not be put into service until the machines in which they are incorporated have been declared as complying with the applicable Directive.

Installation of these motors must comply with the regulations, decrees, laws, orders, directives, application circulars, standards, rules or any other document relating to the installation site. **LEROY-SOMER accepts no liability in the event of failure to comply with these rules and regulations.**

Angoulême, 2016 May 9

Signature of technical director: P. CARRIOT
Signature of quality director: F. CORNET

S4T023 ind B

LEROY-SOMER Consulter le système de gestion documentaire afin de vérifier la dernière version de ce document
For the latest version of this document, please access the document management system

Zona 1 e zona 2 - Motoriduttore

PS4 - INSPECTION, MEASURING & TEST EQUIPMENT MANAGEMENT		Classification/File: S4T027
Revision: B Date: 9/05/2016 Page: 2 / 2		Annule et remplace/Cancel and replaces: Revision A. du/from 9/05/16
RABION	Doc type: S4T022 Rev B du/from 26/11/2014	MEI M&D R I

EU DECLARATION OF CONFORMITY AND INCORPORATION

We, **MOTEURS LEROY SOMER**, boulevard Marcellin Leroy 16915 ANGOULEME cedex 9, France

declare, under our own responsibility, that the following products:

G geared motor of series Cb - Ot - Mub - Mb - Pb with electrical motor with or without speed controller for use in the presence of gas atmosphere

Bearing the following markings on their **Gearbox** nameplate:

CE 0080	II 2G k (ou e) IIB (ou IIC) T4 (ou T1 ou T2 ou T3 ou T5 ou T6)	(pour zone 1)
ou CE 0080	II 2GD k (ou e) IIB (ou IIC) T125°C (ou T100°C ou T85°C)	(pour zone 1 et 21)

Bearing the following markings on their **Motor** nameplate:

CE NB*	II 2G Ex d (or d e) IIB (or IIC) T4 (or T3 or T5 or T6) Gb	(for zone 1)
or CE NB*	II 2GD Ex d (or d e) IIB (or IIC) T4 (or T3 or T5 or T6) Gb Ex tb IIC T125°C Db (zone 1 & 21)	(for zone 1)
or CE NB*	II 2G Ex e IIC T3 (or T4) Gb	(for zone 1)
or CE NB*	II 2GD Ex e IIC T3 (or T4) Gb Ex tb IIC T125°C Db	(for 1 & 21)

comply with:

- International and European standards : IEC 60079-0:2011 ; EN 60079-0:2012
IEC 60079-1:2014 ; EN 60079-1:2014 (moteurs Ex d)
IEC 60079-2:2015 ; EN 60079-2:2015 (moteurs Ex d e)
IEC 60079-31:2013 ; EN 60079-31:2014 (moteurs Ex tb)
IEC-EN60034 ; IEC-EN60072 ; IEC-EN60529
EN 1127-1 : 2011 ; EN13463-1:2009; EN13463-5:2011; EN 13463-8:2003
- Low Voltage directive : 2014/35/UE
- European directive ATEX : 2014/34/UE
- Type conformity, as stated in EC Type Examination Certificate issued by Notified Bodytype : INERIS (0080) - BP 2 - Parc technologique ALATA F60550 - VERNEUIL EN HALATTE, FRANCE

Manufacture requirements are covered by the notification of PRODUCT QUALITY ASSURANCE Under the responsibility of the Notified Body : INERIS

This declaration of conformity allows the use of these ranges of products in machines subject to the application of the Machinery Directive 2006/42/EC, provided that they are integrated or incorporated and/or assembled in accordance with, amongst others, the regulations of standard EN 60204-1 "Electrical Equipment for Machinery" and the Electromagnetic Compatibility Directive 2004/108/EC.

The products defined above may not be put into service until the machines in which they are incorporated have been declared as complying with the applicable Directive.

Installation of these motors must comply with the regulations, decrees, laws, orders, directives, application circulars, standards, rules or any other document relating to the installation site. **LEROY-SOMER accepts no liability in the event of failure to comply with these rules and regulations.**

Note: When the motors are supplied via appropriate separate electronic inverters and/or controlled by electronic control or monitoring devices, they must be installed by a professional who will be responsible for ensuring that the electromagnetic compatibility regulations of the country in which the product is installed are observed.

Angoulême, 2016 May 9

Signature of technical director: P. CARRIOT
Signature of quality director: F. CORNET

S4T027 ind B

LEROY-SOMER Consulter le système de gestion documentaire afin de vérifier la dernière version de ce document
For the latest version of this document, please access the document management system



Этот документ дополняет руководство по установке и обслуживанию под № 3520 и 5060 для Comrabloc 3000, 3996 и 4952 для Orthobloc 3000, 4031 и 5006 для Manubloc 3000 и общее руководство по хранению и вводу в эксплуатацию 2557.

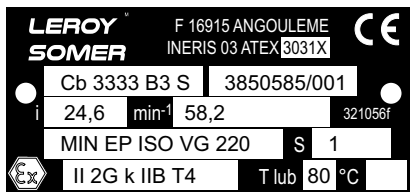
Наши редукторные двигатели имеют минимальную степень защиты IP 55/IK 08, но мы гарантируем их температуру поверхности. Они предназначены для использования во взрывоопасных газовых атмосферах группы II категории 2 (зона 1) или категории 3 (зона 2). Коэффициент эксплуатации редуктора зависит от интенсивности его использования.

Перед вводом в эксплуатацию:

Убедиться в совместимости между информацией на пластине с присутствующей взрывоопасной атмосферой, зоной использования и температурой окружающей среды и поверхности.

Следуйте инструкциям карточки по смазке ATEX с учетом данной машины и места ее работы.

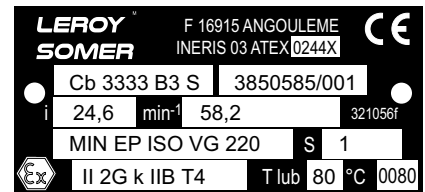
Очистить от пыли всю машину.



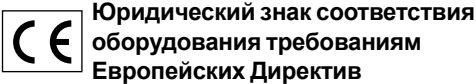
INERIS n° 03 ATEX 3031X: только редуктор

Маркировка редуктора

- Cb** : редуктор Comrabloc
- 3333** : тип редуктора
- B3** : рабочее положение
- S** : крепежная форма — на ножках
- N°** : номер серии / N°
- / 001** : порядковый номер в серии
- i** : точная редукция
- мин⁻¹** : кол-во оборотов в минуту
- S1** : эксплуатация
- МИН EP** : минеральное масло сверхвысокого давления
- ISO VG 220** : в соответствии с классом ISO Вязкость при 40 °C в стоксах



INERIS n° 03 ATEX 0244X: редукторный двигатель



Температурный класс	T1	T2	T3	T4	T5	T6
Температура поверхности макс G	450 °C	300 °C	200 °C	135 °C	100 °C	85 °C

Температурный класс	от T1 до T4	T5	T6
Температура поверхности макс GD	125 °C	100 °C	85 °C

Специальная маркировка ATEX

- 0080** : идентификационный номер ИНЕРИС (уведомляющий орган)
 - : специальная маркировка
 - II 2G / II 2GD** : группа II, категория 2, газ / группа II, категория 2, газ-пыль
 - II 3G / II 3GD** : группа II, категория 3, газ / группа II, категория 3, газ-пыль
 - k** : режим защиты точки зацепления через погружение (от 31 до 39 — для 30 Cb: режим защиты, предусмотренный разработчиком)
 - IIВ/IIС** : взрывные группы (IIВ: этилен / IIС: водород, ацетилен)
 - T4** : максимальная температура поверхности в соответствии с вышеприведенной таблицей температурных классов
 - T lub** : температура смазки, зафиксированная в ходе заводских испытаний (температура окружающей среды 20 °C)
 - N° аттестации** : типовой номер аттестации ЕС, выданный INERIS
- При необходимости дополнительная маркировка при аттестации ЕС

СПЕЦИАЛЬНЫЕ УСЛОВИЯ ИСПОЛЬЗОВАНИЯ И БЕЗОПАСНОСТИ

- Смазка: см. инструкции по вводу в эксплуатацию.
- Проверка уровня масла выполняется соответственно инструкции в документации смазки ATEX. В случае утечки замена прокладки выполняется квалифицированным персоналом. Периодическая очистка.
- Моторредукторы: отрегулировать магнитотермическую защиту двигателя при номинальной интенсивности.
- Только для редукторов AP: заземлить редуктор.

- Если привод осуществляется при помощи шкива/ремня:
 - ремни должны быть антистатическими и невозгораемыми;
 - соблюдать общепринятые правила и рекомендации изготовителя по натяжению ремня.
- Если привод осуществляется при помощи шестерни/цепи:
 - соблюдать общепринятые правила и рекомендациями завода-изготовителя и использовать соответствующую смазку.

Данное руководство должно быть передано конечному пользователю. В случае если данное руководство не переведено на язык страны использования двигателя, дистрибьютор несет ответственность за перевод и его передачу конечному пользователю.



Зона 2, только редуктор

RABION	PS4 : INSPECTION, MEASURING & TEST EQUIPMENT MANAGEMENT EU Declaration Of Conformity And Incorporation Gearbox Gas zone 2 and 22 <small>Doc type : S4T02 Rev B du from 26/11/2014</small>	Classement/File: S4T024 Révision: B Date: 30/05/2016 Page: 2 / 2 <small>Annule et remplace/Cancel and replaces : Révision A dufrom 20/04/16</small>
--------	--	---

EU DECLARATION OF CONFORMITY AND INCORPORATION

We, **MOTEURS LEROY SOMER**, boulevard Marcellin Leroy 16915 ANGOULEME cedex 9, France

declare, under our own responsibility, that the following products:

Gearbox series Cb – Ot – Mub
 for use in the presence of gas atmospheres

Bearing the following markings on their **Gearbox** nameplate:

CE	II 3G e IIC T4 (or T1 or T2 or T3 or T5 or T6)	(for zone 2)
Or CE	II 3G k IIC T4 (or T1 or T2 or T3 or T5 or T6)	(for zone 2)
Or CE	II 3GD e IIC T125°C (or T100°C or T85°C)	(for zone 2 and 22)
Or CE	II 3GD k IIC T125°C (or T100°C or T85°C)	(for zone 2 and 22)

comply with:

- European standards : EN 1127-1 : 2011
EN 13463-1 : 2009
EN 13463-5 : 2011
EN 13463-8 : 2003
- European directive ATEX : 2014/34/UE
- Type conformity, as stated in Type Examination Certificate issued by Notified Bodytype INERIS (0080) – BP 2 – Parc technologique ALATA F60550 – VERNEUIL EN HALATTE, FRANCE

This declaration of conformity allows the use of these ranges of products in machines subject to the application of the Machinery Directive 2006/42/EC, provided that they are integrated or incorporated and/or assembled in accordance with, amongst others, the regulations of standard EN 60204-1 "Electrical Equipment for Machinery" and the Electromagnetic Compatibility Directive 2004/108/EC.

The products defined above may not be put into service until the machines in which they are incorporated have been declared as complying with the applicable Directive.

Installation of these motors must comply with the regulations, decrees, laws, orders, directives, application circulars, standards, rules or any other document relating to the installation site. **LEROY-SOMER accepts no liability in the event of failure to comply with these rules and regulations.**

Angoulême, 2016 May 9

Signature of technical director: P. CARRIOT

Signature of quality director: F. COMBET

S4T024 ind B

LEROY-SOMER Consulter le système de gestion documentaire afin de vérifier la dernière version de ce document
For the latest version of this document, please access the document management system

Зона 2, редукторный двигатель

RABION	PS4 : INSPECTION, MEASURING & TEST EQUIPMENT MANAGEMENT EU Declaration Of Conformity And Incorporation Gear motor Gas zone 2 and 22 <small>Doc type : S4T02 Rev B du from 26/11/2014</small>	Classement/File: S4T028 Révision: B Date: 30/05/2016 Page: 2 / 2 <small>Annule et remplace/Cancel and replaces : Révision A dufrom 20/04/16</small>
--------	---	---

EU DECLARATION OF CONFORMITY AND INCORPORATION

We, **MOTEURS LEROY SOMER**, boulevard Marcellin Leroy 16915 ANGOULEME cedex 9, France

declare, under our own responsibility, that the following products:

Geared motor of series Cb – Ot – Mub – Mb – Pb with electrical motor
 with or without speed controller for use in the presence of gas atmosphere

Bearing the following markings on their **Gearbox** nameplate:

CE	II 3G k (or e) IIC T4 (or T1 or T2 or T3 or T5 or T6)	(for zone 2)
Or CE	II 3GD k (or e) IIC T125°C (or T100°C or T85°C)	(for zone 2 and 22)

Bearing the following markings on their **Motor** nameplate:

CE	II 3G Ex nA IIC T3 (or T4) Gc	(for zone 2)
Or CE	II 3GD Ex nA IIC T3 (or T4) Gc	(for zone 2 and 22)

comply with:

- International and European standards : IEC60079-0:2011 ; EN60079-0:2012
IEC60079-1:2014 ; EN60079-1:2014 (mot Ex nA)
IEC60079-31:2013 ; EN60079-31:2014 (moteur Ex tb ou tc)
IEC-EN60034 ; IEC-EN60072 ; IEC-EN60529
EN 1127-1 :2011
EN13463-1:2009 ; EN13463-5:2011 ; EN 13463-8:2003
- Low Voltage directive : 2014/35/UE
- European directive ATEX : 2014/34/UE
- Type conformity, as stated in Type Examination Certificate issued by Notified Bodytype INERIS (0080) – BP 2 – Parc technologique ALATA F60550 – VERNEUIL EN HALATTE, FRANCE

This declaration of conformity allows the use of these ranges of products in machines subject to the application of the Machinery Directive 2006/42/EC, provided that they are integrated or incorporated and/or assembled in accordance with, amongst others, the regulations of standard EN 60204-1 "Electrical Equipment for Machinery" and the Electromagnetic Compatibility Directive 2004/108/EC.

The products defined above may not be put into service until the machines in which they are incorporated have been declared as complying with the applicable Directive.

Installation of these motors must comply with the regulations, decrees, laws, orders, directives, application circulars, standards, rules or any other document relating to the installation site. **LEROY-SOMER accepts no liability in the event of failure to comply with these rules and regulations.**

Angoulême, 2016 May 9

Signature of technical director: P. CARRIOT

Signature of quality director: F. COMBET

S4T028 ind B

LEROY-SOMER Consulter le système de gestion documentaire afin de vérifier la dernière version de ce document
For the latest version of this document, please access the document management system

Зона 1 и зона 2, только редуктор

RABION	PS4 : INSPECTION, MEASURING & TEST EQUIPMENT MANAGEMENT EU Declaration Of Conformity And Incorporation Gearbox Gas zone 1 and 21 <small>Doc type : S4T02 Rev B du from 26/11/2014</small>	Classement/File: S4T023 Révision: B Date: 30/05/2016 Page: 2 / 2 <small>Annule et remplace/Cancel and replaces : Révision A dufrom 20/04/16</small>
--------	--	---

EU DECLARATION OF CONFORMITY AND INCORPORATION

We, **MOTEURS LEROY SOMER**, boulevard Marcellin Leroy 16915 ANGOULEME cedex 9, France

declare, under our own responsibility, that the following products:

Gearbox series Cb – Ot – Mub
 for use in the presence of gas atmospheres

Bearing the following markings on their **Gearbox** nameplate:

CE	II 2G e IIB (ou IIC) T4 (or T1 or T2 or T3 or T5 or T6)	(for zone 1)
Or CE	II 2G k IIB (ou IIC) T4 (or T1 or T2 or T3 or T5 or T6)	(for zone 1)
Or CE	II 2GD e IIB (ou IIC) T125°C (or T100°C or T85°C)	(for zone 1 and 21)
Or CE	II 2GD k IIB (ou IIC) T125°C (or T100°C or T85°C)	(for zone 1 and 21)

comply with:

- European standards : EN 1127-1 : 2011
EN 13463-1 : 2009
EN 13463-5 : 2011
EN 13463-8 : 2003
- European directive ATEX : 2014/34/UE
- Type conformity, as stated in Type Examination Certificate issued by Notified Bodytype INERIS (0080) – BP 2 – Parc technologique ALATA F60550 – VERNEUIL EN HALATTE, FRANCE

This declaration of conformity allows the use of these ranges of products in machines subject to the application of the Machinery Directive 2006/42/EC, provided that they are integrated or incorporated and/or assembled in accordance with, amongst others, the regulations of standard EN 60204-1 "Electrical Equipment for Machinery" and the Electromagnetic Compatibility Directive 2004/108/EC.

The products defined above may not be put into service until the machines in which they are incorporated have been declared as complying with the applicable Directive.

Installation of these motors must comply with the regulations, decrees, laws, orders, directives, application circulars, standards, rules or any other document relating to the installation site. **LEROY-SOMER accepts no liability in the event of failure to comply with these rules and regulations.**

Angoulême, 2016 May 9

Signature of technical director: P. CARRIOT

Signature of quality director: F. COMBET

S4T023 ind B

LEROY-SOMER Consulter le système de gestion documentaire afin de vérifier la dernière version de ce document
For the latest version of this document, please access the document management system

Зона 1 и зона 2, редукторный двигатель

RABION	PS4 : INSPECTION, MEASURING & TEST EQUIPMENT MANAGEMENT EU Declaration Of Conformity And Incorporation Gear motor Gas zone 1 and 21 <small>Doc type : S4T02 Rev B du from 26/11/2014</small>	Classement/File: S4T027 Révision: B Date: 30/05/16 Page: 2 / 2 <small>Annule et remplace/Cancel and replaces : Révision A dufrom 30/05/16</small>
--------	---	---

EU DECLARATION OF CONFORMITY AND INCORPORATION

We, **MOTEURS LEROY SOMER**, boulevard Marcellin Leroy 16915 ANGOULEME cedex 9, France

declare, under our own responsibility, that the following products:

Geared motor of series Cb – Ot – Mub – Mb – Pb with electrical motor
 with or without speed controller for use in the presence of gas atmosphere

Bearing the following markings on their **Gearbox** nameplate:

CE 0080	II 2G k (ou e) IIB (ou IIC) T4 (ou T1 ou T2 ou T3 ou T5 ou T6)	(pour zone 1)
Or CE 0080	II 2GD k (ou e) IIB (ou IIC) T125°C (ou T100°C or T85°C)	(pour zone 1 et 21)

Bearing the following markings on their **Motor** nameplate:

CE NB*	II 2G	Ex d (or d e) IIB (or IIC) T4 (or T3 or T5 or T6) Gb	(for zone 1)
Or CE NB*	II 2GD	Ex d (or d e) IIB (or IIC) T4 (or T3 or T5 or T6) Gb	Ex tb IIC T125°C Db (zone 1 & 21)
Or CE NB*	II 2G	Ex e IIC T3 (or T4) Gb	(for zone 1)
Or CE NB*	II 2GD	Ex e IIC T3 (or T4) Gb	Ex tb IIC T125°C Db (for 1 & 21)

comply with:

- International and European standards : IEC60079-0:2011 ; EN60079-0:2012
IEC60079-1:2014 ; EN60079-1:2014 (moteurs Ex d)
IEC60079-2:2015 ; EN60079-2:2015 (moteurs Ex d e)
IEC60079-31:2013 ; EN60079-31:2014 (moteurs Ex tb)
IEC-EN60034 ; IEC-EN60072 ; IEC-EN60529
EN 1127-1 :2011 ; EN13463-1:2009 ; EN13463-5:2011 ; EN 13463-8:2003
- Low Voltage directive : 2014/35/UE
- European directive ATEX : 2014/34/UE
- Type conformity, as stated in EC Type Examination Certificate issued by Notified Bodytype INERIS (0080) – BP 2 – Parc technologique ALATA F60550 – VERNEUIL EN HALATTE, FRANCE

Manufacture requirements are covered by the notification of PRODUCT QUALITY ASSURANCE Under the responsibility of the Notified Body : INERIS

This declaration of conformity allows the use of these ranges of products in machines subject to the application of the Machinery Directive 2006/42/EC, provided that they are integrated or incorporated and/or assembled in accordance with, amongst others, the regulations of standard EN 60204-1 "Electrical Equipment for Machinery" and the Electromagnetic Compatibility Directive 2004/108/EC.

The products defined above may not be put into service until the machines in which they are incorporated have been declared as complying with the applicable Directive.

Installation of these motors must comply with the regulations, decrees, laws, orders, directives, application circulars, standards, rules or any other document relating to the installation site. **LEROY-SOMER accepts no liability in the event of failure to comply with these rules and regulations.**

Angoulême, 2016 May 9

Signature of technical director: P. CARRIOT

Signature of quality director: F. COMBET

S4T027 ind B

LEROY-SOMER Consulter le système de gestion documentaire afin de vérifier la dernière version de ce document
For the latest version of this document, please access the document management system

Nidec
All for dreams

LEROY-SOMERTM



Moteurs Leroy-Somer
Headquarter: Boulevard Marcellin Leroy - CS 10015
16915 ANGOULÈME Cedex 9

Limited company with capital of 65,800,512 €
RCS Angoulême 338 567 258

www.leroy-somer.com