

# MC AND FP CHOKES

## Output choke options

### Installation

# MC AND FP CHOKES

## Output choke options

### NOTES

# MC AND FP CHOKES

## Output choke options

### CONTENTS

<b>1 - MC choke</b> .....	<b>5</b>
1.1 - General information .....	5
1.2 - Characteristics .....	5
1.3 - Connection.....	5
<b>2 - FP choke</b> .....	<b>5</b>
2.1 - General information .....	5
2.2 - Characteristics .....	5

**MC AND FP CHOKES****Output choke options**

## NOTES

# MC AND FP CHOKES

## Output choke options

MC CHOKE - FP CHOKE

### 1 - MC CHOKE

#### 1.1 - General information

The MC chokes are 3-phase chokes to reduce the HF earth leakage currents as well as the interference emitted.

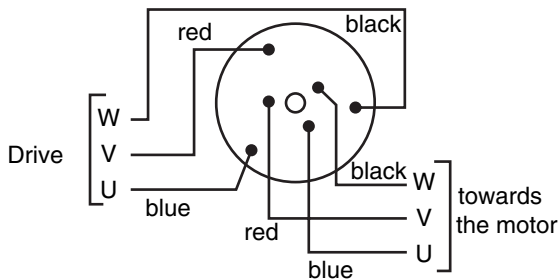
#### 1.2 - Characteristics

Choke reference	Current (A)	Choke value (mH)	Sizes (mm)			Weight (kg)
			Diameter	Height	Hole diameter	
MC 3.5T	5.6	10	80	50	5.1	0.5
MC 11T	16	5	80	50	5.1	0.75
MC 27T	38	3	125	55	6.2	3
MC 50T	76	1.3	125	65	6.2	3
MC 75T	110	1	145	90	8.3	4.5
MC 120T	180	1	220	120	10 x 25	8

#### 1.3 - Connection

The MC chokes are connected directly to the drive output (terminal U, V, W), as close as possible to the drive, in compliance with the drawing below.

They have a cylindrical shape and are mounted by a central clearance hole.



**CAUTION :**

The MC chokes are supplied with cables of 30 cm in length.

### 2 - FP CHOKE

#### 2.1 - General information

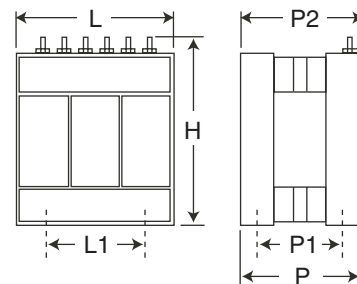
The FP low loss choke filters the HF earth leakage currents, also the differential currents (circulation currents between phases).

This choke is connected to output of a drive that feeds several motors, reducing the HF differential leakage currents that interfere with the operation of the motor thermal relay protection.

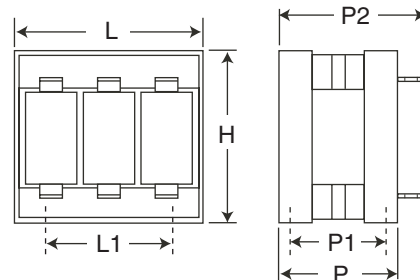
Provide a FP choke for maximum 5 motors (effective for up to 200 m of motor cables).

#### 2.2 - Characteristics

- 2mH/6A, 0.6mH/16A, 0.3mH/38A



- 0.15mH/90A




Choke reference	Sizes (mm)						Weight (kg)
	L	L1	H	P	P1	P2	
FP 3.5T 2mH/6A	104	60	95	55	45	80	1
FP 11T 0.6mH/16A	125	75	115	70	60	95	1.8
FP 27T 0.3mH/38A	162	100	150	92	80	110	3.5
FP 60T 0.15mH/90A	263	175	180	108	92	128	10

# MC AND FP CHOKES

## Output choke options

### NOTES





**MOTEURS LEROY-SOMER 16015 ANGOULÊME CEDEX - FRANCE**

338 567 258 RCS ANGOULÊME  
S.A. au capital de 62 779 000 €

*[www.leroy-somer.com](http://www.leroy-somer.com)*