








**The Brand You Trust,
The Power You Depend On.**

LSAP 40 – 3.5 to 20 kVA

Low Voltage Alternators - 4 Pole



-  Compact & Rigid
-  Industry best Efficiency
-  Better motor starting capability
-  High power density (Lighter weight)
-  Superior thermal life

LEROY-SOMER™

Nidec
All for dreams

General Characteristics

Insulation Class	H	Excitation System	SHUNT
Winding pitch	2/3	AVR Model	R120
Terminals	2 /4 (Optional)		R220 (Optional)
Protection	IP 23	Voltage Regulation (*)	± 1%
Altitude	≤ 1000 m	Total harmonic Distortion (**)	< 5%
Over speed	120% for 2 mins	Wave form : TIF (**)	< 100
Air flow	0.06 m ³ /s		

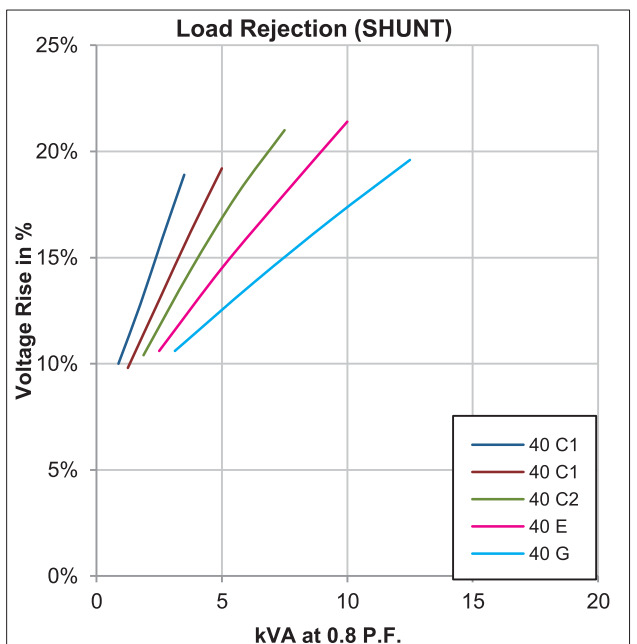
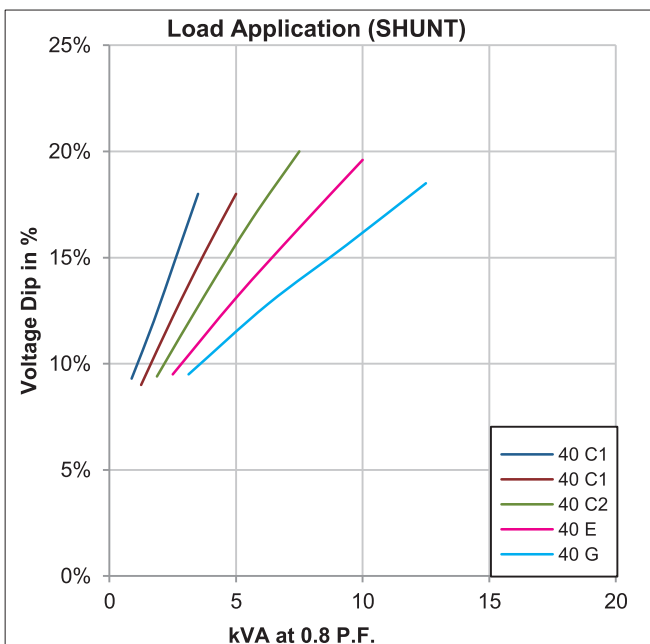
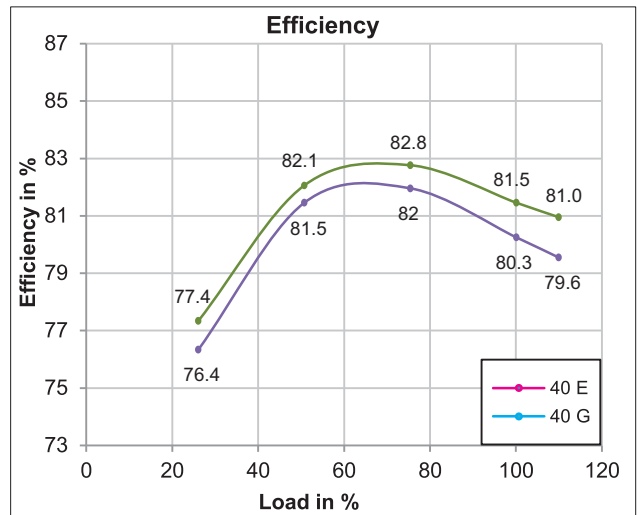
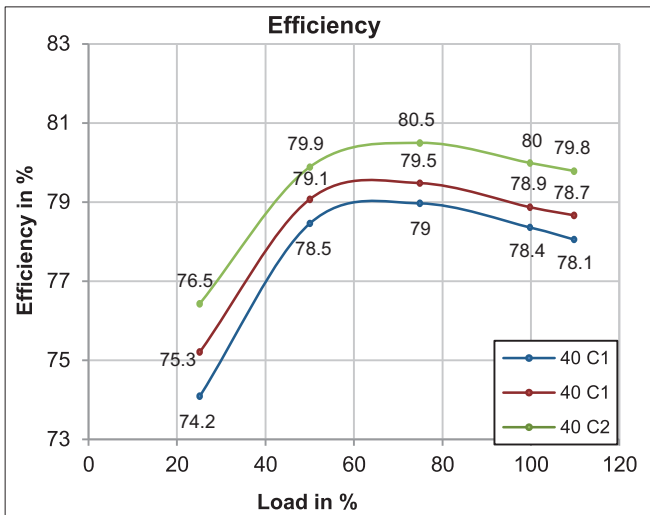
(*) Steady state duty. (**) Total harmonic distortion between phases, no-load or on-load (non-distorting).

Ratings kVA @ 0.8 P.F

1 Phase 230 V, 50 Hz – 1500 RPM***

Duty	Class/Temp. Rise	C1	C1	C2	E	G
Continuous duty / 40° C	H / 125° C	3.5	5	7.5	10	12.5
	F / 105° C	3.15	4.5	6.75	9.0	11.3
Stand by-duty/ 27° C	H / 163° C	4	5	8	11	13

(***) Also offering multi-voltage/60 Hz/1800 RPM.



General Characteristics

Insulation Class	H	Excitation System	SHUNT / AREP (Optional)
Winding pitch	2/3	AVR Model	R120 / R180 / R438 (Optional)
Terminals	6/12 (Optional)	Voltage Regulation (*)	± 1%
Protection	IP 23	Sustained short-circuit current	300 % of FLC for 10 s (AREP)
Altitude	≤ 1000 m	Total harmonic Distortion (**)	< 3%
Over speed	120% for 2 mins	Wave form : TIF (**)	< 50
Air flow	0.06 m ³ /s		

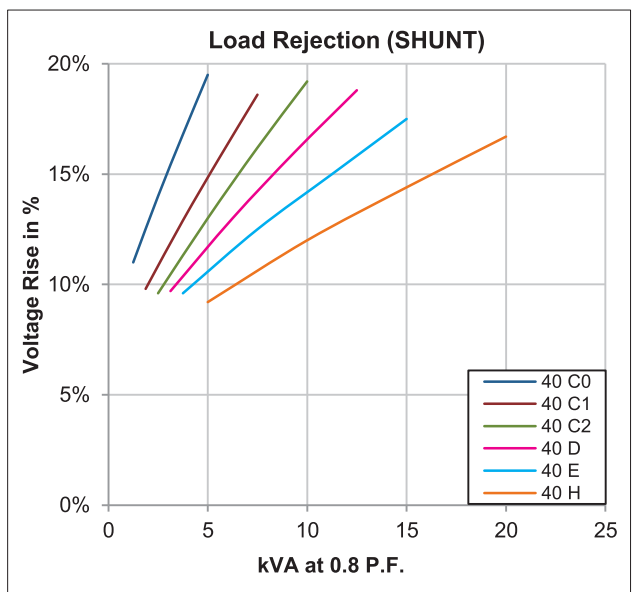
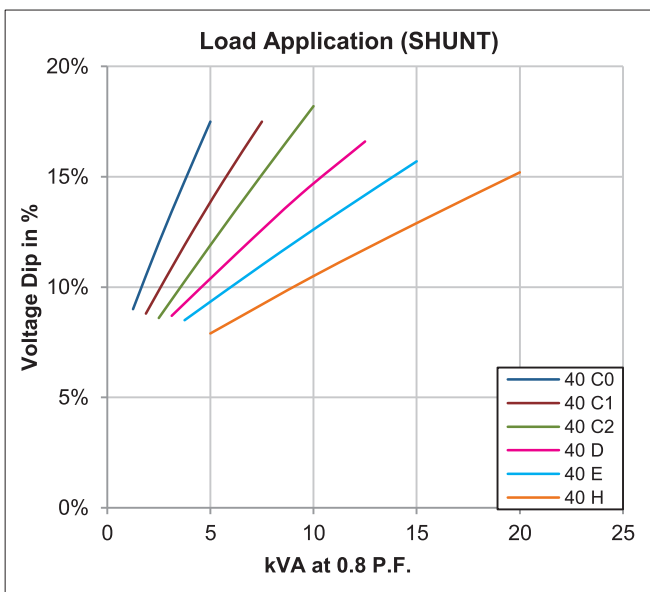
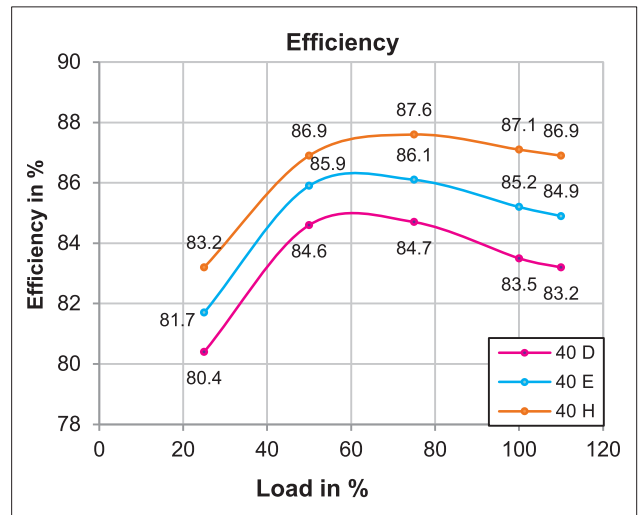
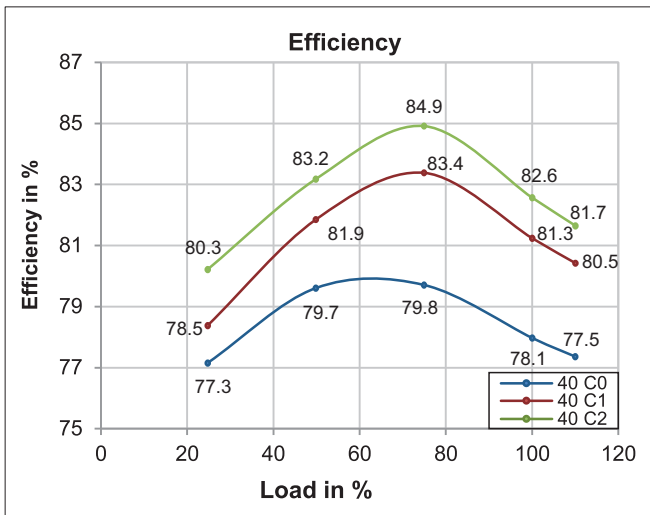
(*) Steady state duty. (**) Total harmonic distortion between phases, no-load or on-load (non-distorting).

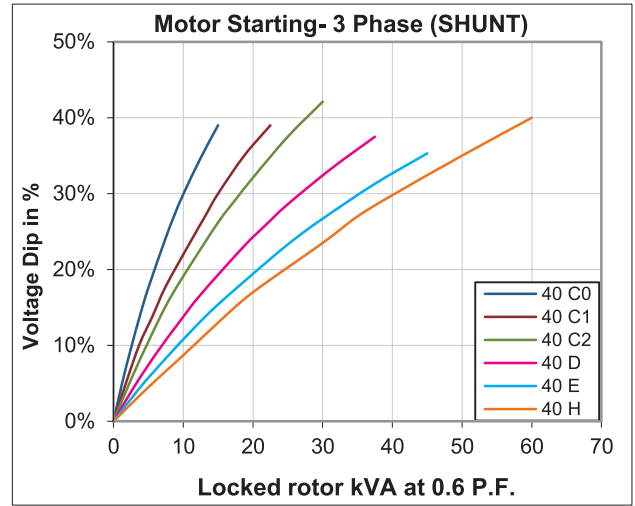
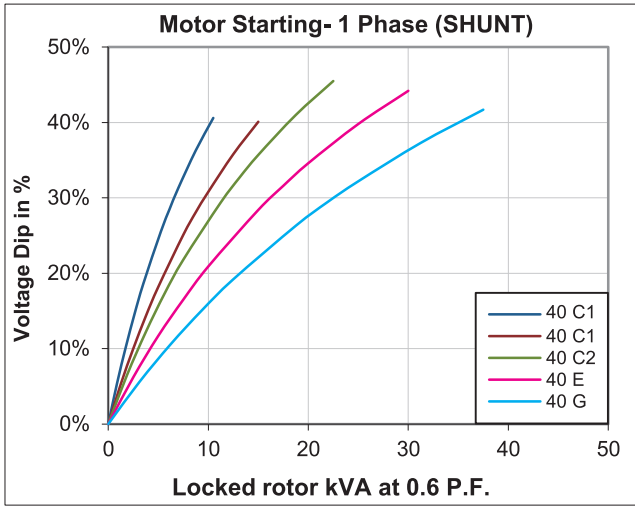
Ratings kVA @ 0.8 P.F

3 Phase 415 V, 50 Hz – 1500 RPM***

Duty	Class/Temp. Rise	C0	C1	C2	D	E	H
Continuous duty / 40° C	H / 125° C	5	7.5	10	12.5	15	20
	F / 105° C	4.5	6.75	9.0	11.3	13.5	18
Stand by-duty/ 27° C	H / 163° C	5.5	8.25	11.0	13.75	16.5	22

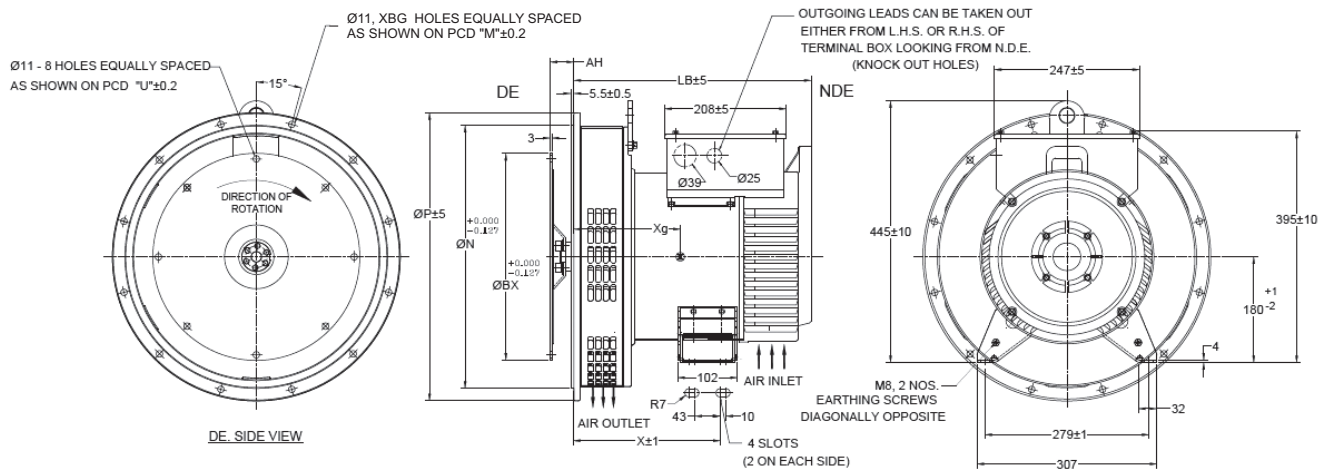
(***) Also offering multi-voltage/60 Hz/1800 RPM.





1. For a starting P.F. differing from 0.6, the starting kVA must be multiplied by $(\text{Sine } \phi / 0.8)$
2. For voltages other than 415V(Y) at 50 Hz, then kVA must be multiplied by $(415/\text{Other voltage})^2$

MECHANICAL DATA LSAP 40 – 4 Pole SINGLE BEARING



1 Phase 230 V, 50 Hz – 1500 RPM					3 Phase 415 V, 50 Hz – 1500 RPM				
Type	LB	Xg	X	Weight (Kg) Approx	Type	LB	Xg	X	Weight (Kg) Approx
LSAP 40 C1	365	176	193	68	LSAP 40 C0	365	176	193	68
LSAP 40 C1	365	176	193	68	LSAP 40 C1	365	176	193	68
LSAP 40 C2	365	176	193	73	LSAP 40 C2	365	176	193	73
LSAP 40 E	405	196	250	90	LSAP 40 D	405	186	250	73
LSAP 40 G	435	221	250	95	LSAP 40 E	405	196	250	90
					LSAP 40 H	455	221	250	115

Flange (mm)					Flex Plate (mm)							
S.A.E	P	N	M	XBG	S.A.E	BX	U	AH	Flex Plate	7.5	10	11.5
2	490	447.68	466.72	12	7.5	241.3	222.25	30.2	Flange S.A.E 2	X	✓	✓
3	460	409.58	428.62	12	10	314.32	295.28	53.8	Flange S.A.E 3	X	✓	✓
4	408	361.95	381	12	11.5	352.42	333.38	39.6	Flange S.A.E 4	✓	X	X



According to IS : 13364, I.E.C. 60034-1/34-2. The values indicated are typical.
 © Nidec 2017. The information contained in this brochure is for guidance only and does not form part of any contract. The accuracy cannot be guaranteed as Nidec have an ongoing process of development and reserve the right to change the specification of their products without notice.
Nidec Industrial Automation India Private Ltd.
 #45, Nagarur, Huskur Road, Off Tumkur Road, Bengaluru - 562 162, India
 T +91 80 6726 4800 | F +91 80 2371 7808
 Sales Enquiry: sales.epgi@mail.nidec.com | Service Enquiry: service.epgi@mail.nidec.com