








**The Brand You Trust,
The Power You Depend On.**



LSAP 44.3 – 45 to 160 kVA

Low Voltage Alternators - 4 Pole



-  Compact & Rigid
-  Industry best Efficiency
-  Better motor starting capability
-  High power density (Lighter weight)
-  Superior thermal life

LEROY-SOMER™

Nidec
All for dreams

General Characteristics

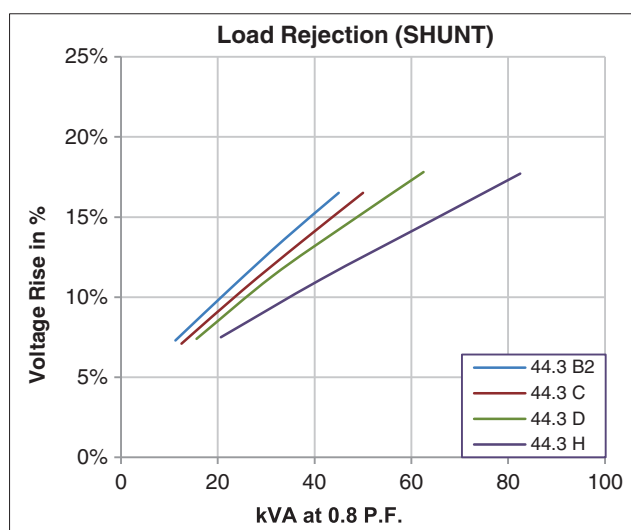
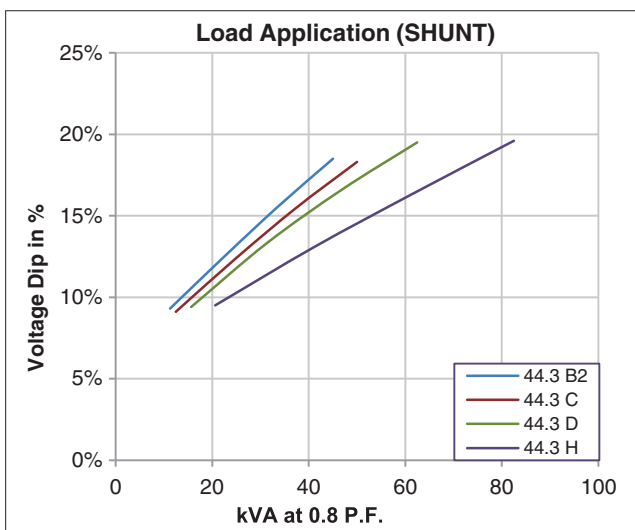
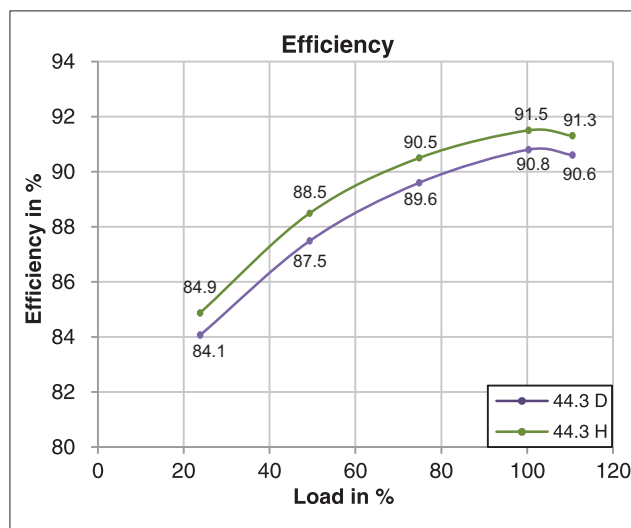
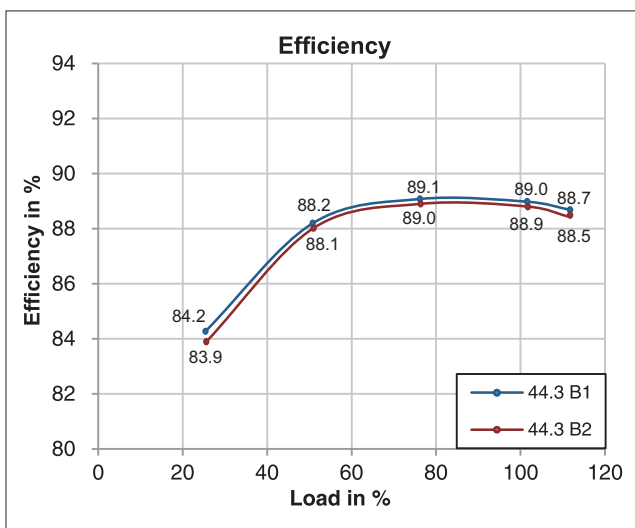
Insulation Class	H	Excitation System	SHUNT
Winding pitch	2/3	AVR Model	R120 / R150
Terminals	2 /4 (Optional)		R250 (Optional)
Protection	IP 23	Voltage Regulation (*)	±1%
Altitude	≤ 1000 m	Total harmonic Distortion (**)	< 2%
Over speed	120% for 2 mins	Wave form : TIF (**)	< 50
Air flow	0.28 m ³ /s		

(*) Steady state duty. (**) Total harmonic distortion between phases, no-load or on-load (non-distorting).

Ratings kVA @ 0.8 P.F 1 Phase 230 V, 50 Hz - 1500 RPM***

Duty	Class/Temp. Rise	B1	B2	D	H
Continuous duty / 40° C	H / 125° C	45	50	62.5	82.5
	F / 105° C	40.5	45	56.2	74.2
Stand-By Duty / 27° C	H / 163° C	49.5	55	68.7	90.7

(***) Also offering multi-voltage/60 Hz/1800 RPM.



General Characteristics

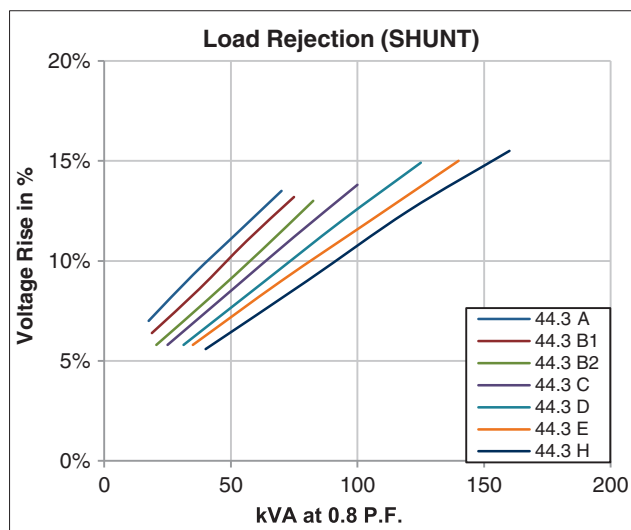
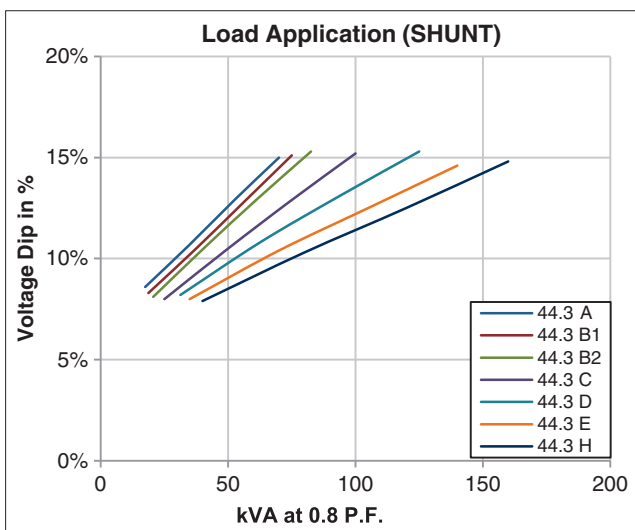
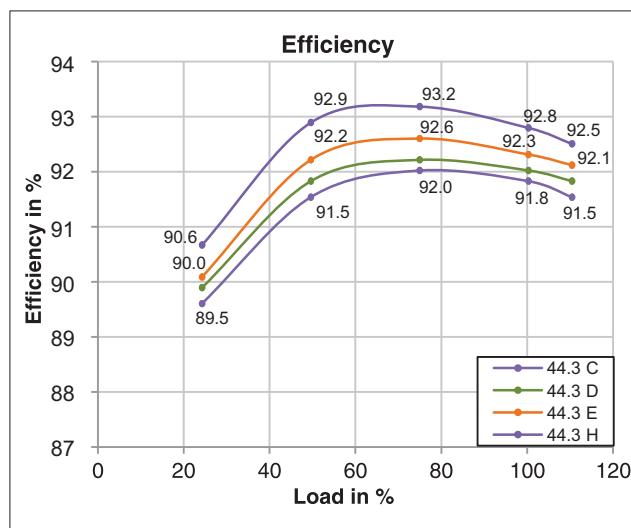
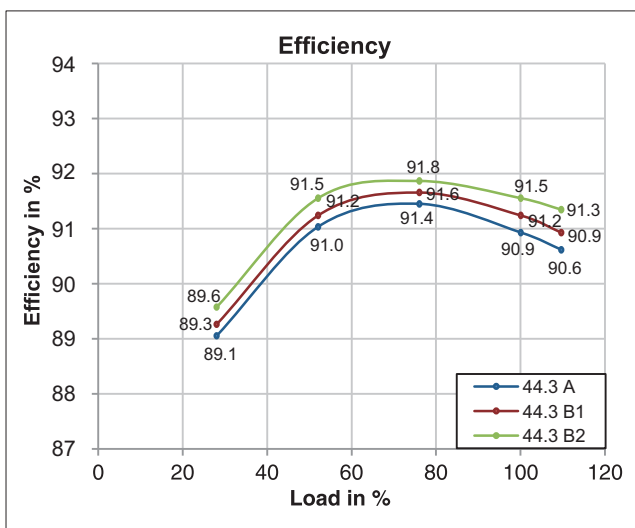
Insulation Class	H	Excitation System	SHUNT / AREP (Optional)
Winding pitch	2/3	AVR Model	R120 / R150 / R180 (Optional)
Terminals	6/12 (Optional)	Voltage Regulation (*)	± 1%
Protection	IP 23	Sustained short-circuit current	300 % of FLC for 10 s (AREP)
Altitude	≤ 1000 m	Total harmonic Distortion (**)	< 2%
Over speed	120% for 2 mins	Wave form : TIF (**)	< 50
Air flow	0.28 m3/s		

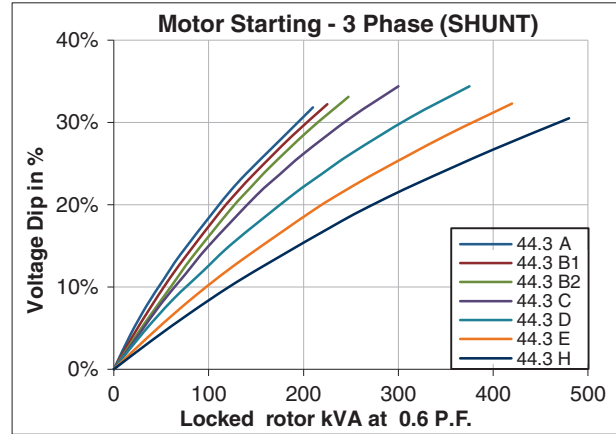
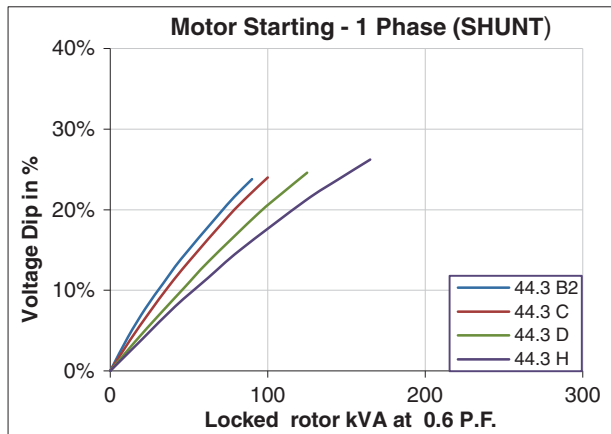
(*) Steady state duty. (**) Total harmonic distortion between phases, no-load or on-load (non-distorting).

Ratings kVA @ 0.8 P.F 3 Phase 415 V, 50 Hz – 1500 RPM***

Duty	Class/Temp. Rise	A	B1	B2	C	D	E	H
Continuous duty / 40° C	H / 125° C	70	75	82.5	100	125	140	160
	F / 105° C	63	68	75	90	113	126	144
Stand-By Duty / 27° C	H / 163° C	77	82.5	90.7	110	137.5	154	176

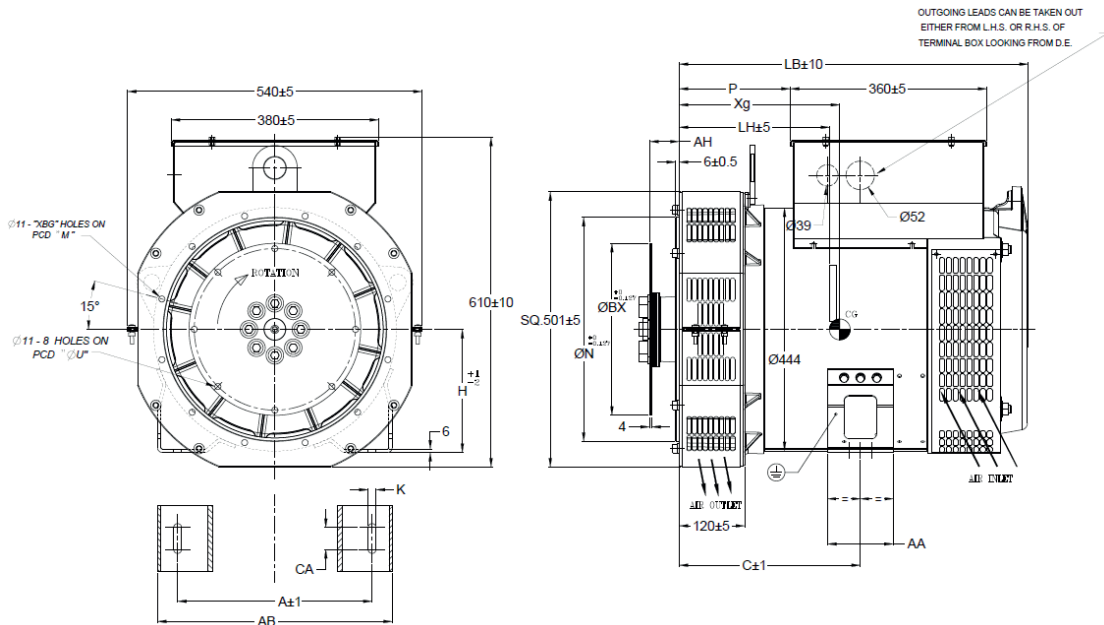
(***) Also offering multi-voltage/60 Hz/1800 RPM.





1. For a starting P.F. differing from 0.6, the starting kVA must be multiplied by (Sine ϕ / 0.8)
2. For voltages other than 415V(Y) at 50 Hz, then kVA must be multiplied by (415/Other voltage)²

MECHANICAL DATA LSAP 44.3- 4 Pole 50 HZ 1500 RPM



Frame Dimensions (mm) & Weight

Type	LB	Xg	H	Weight (Kg) Approx.	Centre Height (H)	A	AB	AA	C	CA	K
LSAP 44.3 A	640	280	225	270	225	356	430	120	332.5	40	18.5
LSAP 44.3 B1	640	280	225	285	270	406	474	150	405	50	20
LSAP 44.3 B2	640	280	225	285	Coupling						
LSAP 44.3 C	680	313	225	324	Flex Plate	10	11.5	14			
LSAP 44.3 D	680	329	225	368	Flange S.A.E 2	✓		✓			X
LSAP 44.3 E	750	353	270	393	Flange S.A.E 3	✓		✓			X
LSAP 44.3 H	790	383	270	471	Flange S.A.E 1	X		X			✓

Flange (mm) Flex Plate (mm)

S.A.E	N	M	XBG	DISC	BX	U	AH
2	447.68	466.72	12	10	314.32	295.28	53.8
3	409.58	428.62	12	11.5	352.42	333.38	39.6
1	511.18	530.22	12	14	466.72	438.15	25.4

According to IS : 13364, I.E.C. 60034-1/34-2. The values indicated are typical.

© Nidec 2017. The information contained in this brochure is for guidance only and does not form part of any contract. The accuracy cannot be guaranteed as Nidec have an ongoing process of development and reserve the right to change the specification of their products without notice.

Nidec Industrial Automation India Private Ltd.

#45, Nagarur, Huskur Road, Off Tumkur Road, Bengaluru - 562 162, India

T +91 80 6726 4800 | F +91 80 2371 7808

Sales Enquiry: sales.epgi@mail.nidec.com | Service Enquiry: service.epgi@mail.nidec.com

